



Valmet – unique offering to support a growing market

Roadshow presentation
June 2024

Agenda

Valmet roadshow presentation

- 1 Valmet in brief
- 2 Investment highlights
- 3 Financial targets and acquisitions
- 4 Q1/2024 financials, guidance and short-term market outlook
- 5 Summary



Valmet in brief

Valmet's offering is unique and the widest in the market

Board and tissue

- Board, paper and tissue production lines
- Tissue converting
- Rebuilds
- Machine sections

Pulp

- Wood and pulp handling
- Fiber processing
- Recovery

Energy

- Heat and power generation
- Air emission control
- Pyrolysis solutions

Services

- Spare parts and components
- Production consumables
- Maintenance and shutdown services
- Process support and optimization
- Outsourcing services

Process Technologies

Customer

Services

Automation

Automation Systems

- Distributed Control Systems (DCS)
- Quality Management Systems (QMS)
- Analyzers and measurements
- Industrial Internet solutions

Flow Control

- Valves
- Valve controllers
- Valve automation

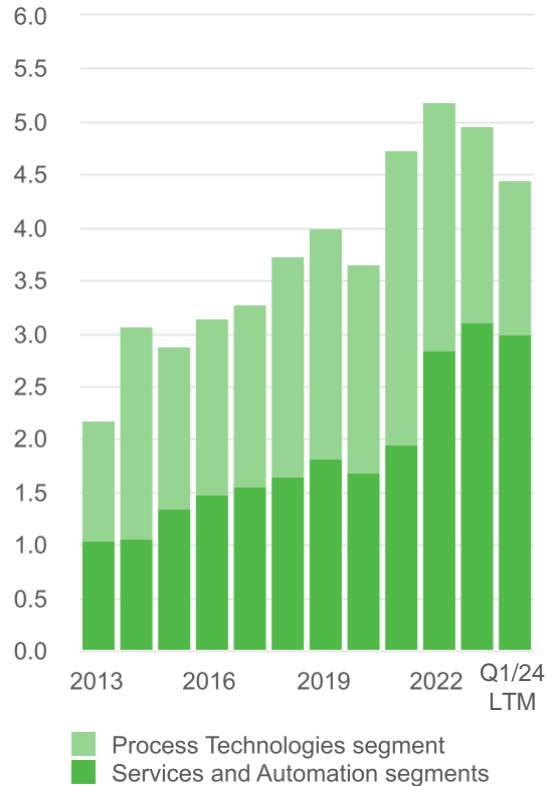


We have strong market positions

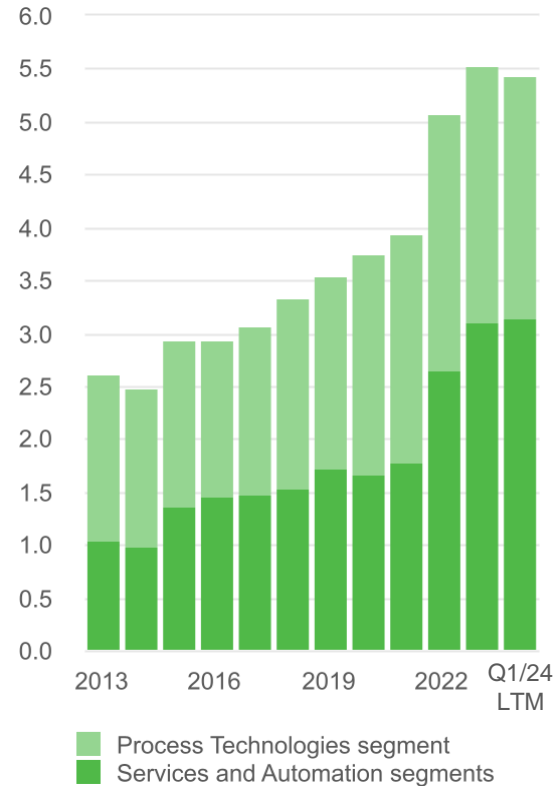


Valmet's development since 2013

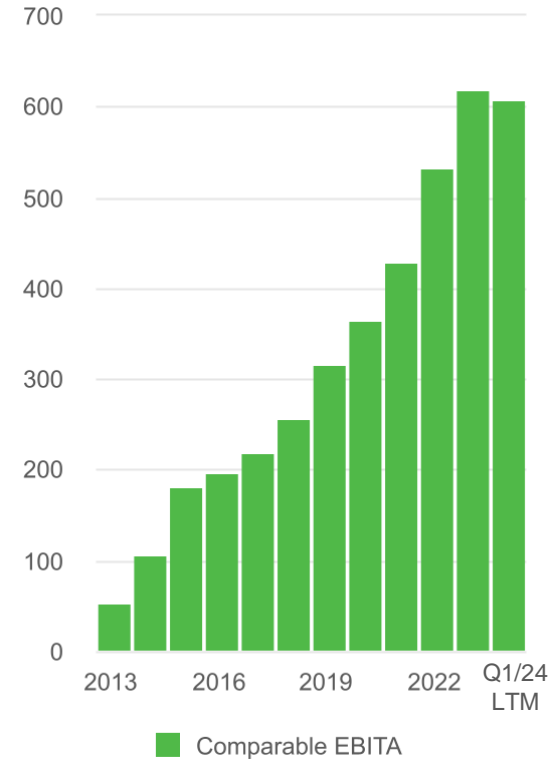
Orders received
(EUR billion)



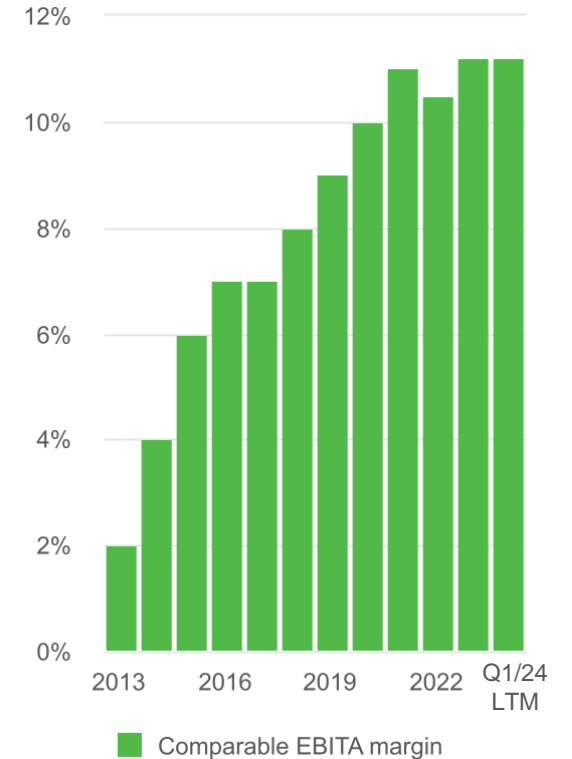
Net sales
(EUR billion)



Comparable EBITA
(EUR million)



Comparable EBITA margin
(%)



2013 figures on carve-out basis.
2013–2020 figures have not been restated to reflect the new segment reporting structure which Valmet implemented as of January 1, 2022.
LTM = Last twelve months

Valmet's key figures

Q1/2024 LTM

Orders received
EUR 4,453 million

Net sales
EUR 5,423 million

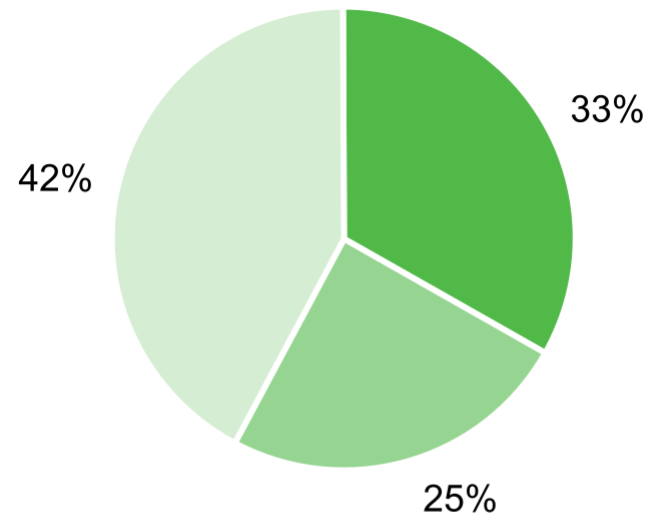
Comparable EBITA
EUR 607 million

Comparable EBITA margin
11.2%

Order backlog
EUR 3,790 million

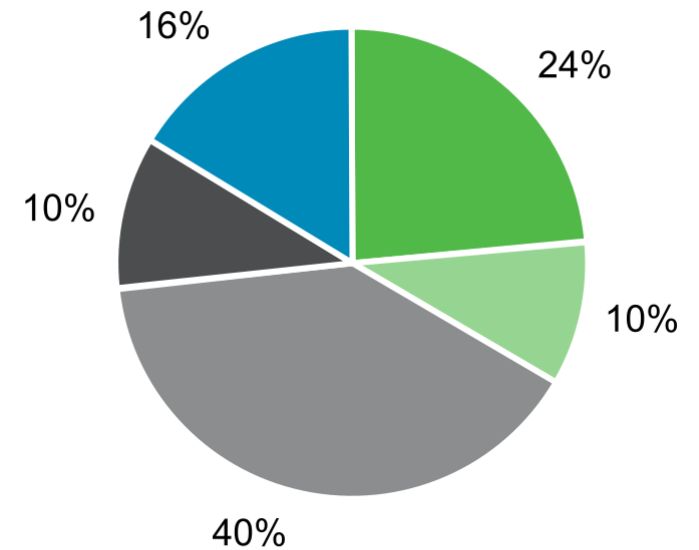
Employees
19,032

Net sales by segment



- Services
- Automation
- Process Technologies

Net sales by area

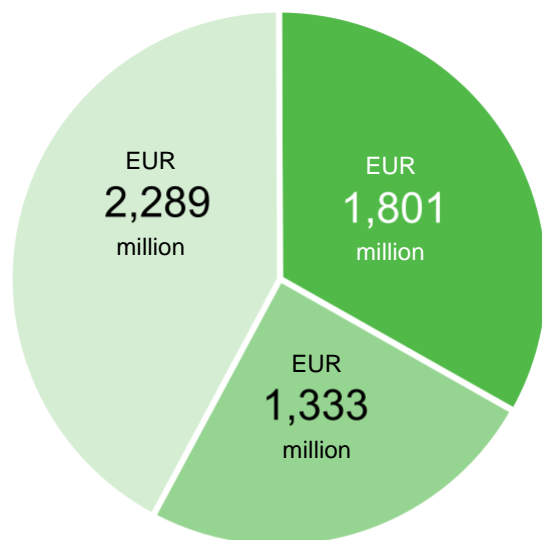


- North America
- South America
- EMEA
- China
- Asia-Pacific

Valmet has three strong segments

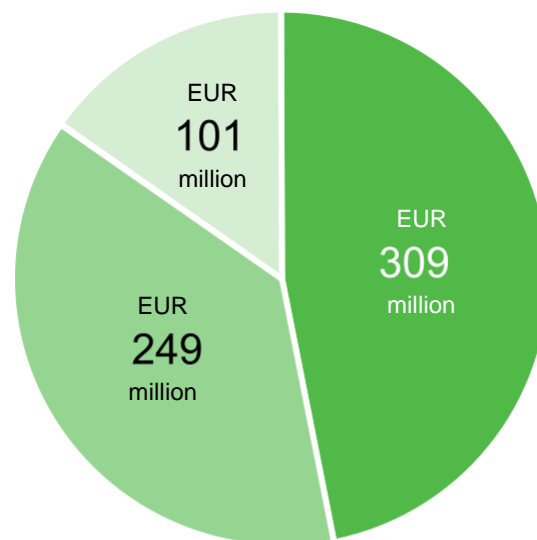
Q1/2024 LTM figures

Net sales



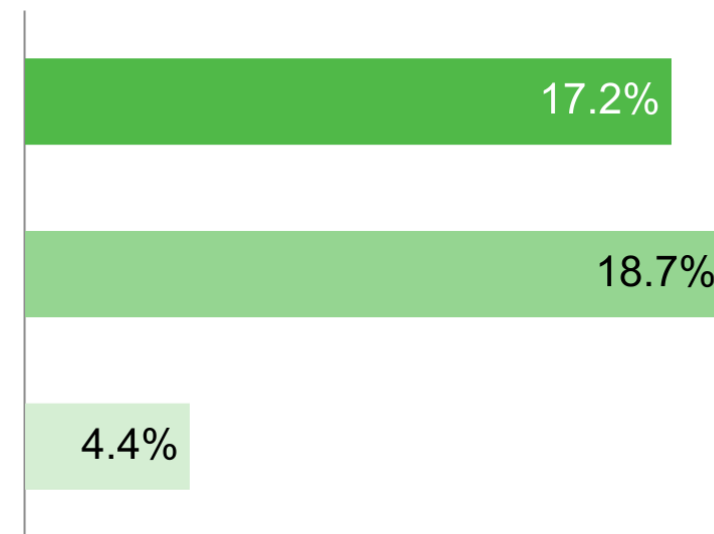
- Services
- Automation
- Process Technologies

Comparable EBITA (excl. Other)



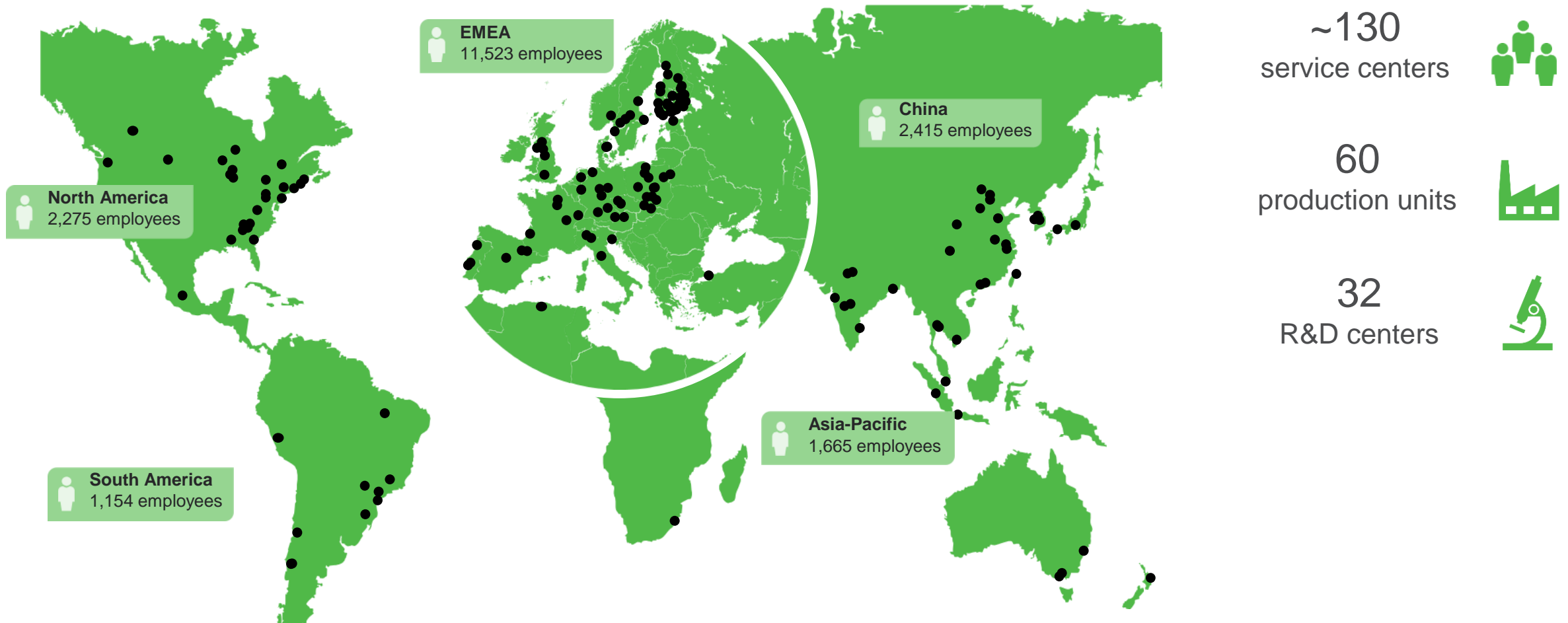
- Services
- Automation
- Process Technologies

Comparable EBITA margin (excl. Other)



- Services
- Automation
- Process Technologies

Global presence creating a good platform for growth in Services and Automation



Personnel as at March 31, 2024.

Valmet's Way Forward

Mission

Converting renewable resources into sustainable results

Strategy

Valmet develops and supplies competitive and reliable process technologies, services and automation to the pulp, paper and energy industries.

Our automation business covers a wide base of global process industries.

We are committed to moving our customers' performance forward with our unique offering and way to serve.

Continuous improvement and renewal

Must-Wins

- Customer excellence
- Leader in technology and innovation
- Excellence in processes
- Winning team

Business accelerators

Vision

To become the global champion in serving our customers and in moving the industries forward

Our Values



Customers

We move our customers' performance forward



Renewal

We promote new ideas to create the future



Excellence

We improve every day to deliver results



People

We work together to make a difference

Megatrends

- Climate change and resource efficient world
- Digitalization and new technologies
- Urban, responsible and globally connected people

Valmet's R&D is aiming to address global megatrends

R&D focus areas

- Promotion of renewable materials
- Raw material, water and energy efficiency
- Emission reductions
- Circularity
- Productivity and environmental improvements with digitalization

32


research and
development centers



EUR **114** million
R&D spending
in 2023



~1,500
protected
inventions



Acknowledged leader in sustainability

360° approach to sustainability across value chain

Good sustainability ratings

- In Dow Jones Sustainability Index for the tenth consecutive year
- AAA rating in the MSCI ESG Ratings assessment 2023
- A rating in CDP's climate program ranking 2023



Member of
**Dow Jones
Sustainability Indices**
Powered by the S&P Global CSA



Valmet's Climate Program has progressed well

The target to enable carbon neutral production for pulp and paper industry customers achieved seven years ahead of schedule

Targets by 2030 for the entire value chain

SUPPLY CHAIN

- 20%

CO₂ emission reduction¹

- First, 30 most relevant suppliers in terms of CO₂ emissions were engaged to the program
- Today already ~90 suppliers engaged
- All key and main suppliers of physical goods, around 150 suppliers, will be engaged by the end of 2024.

¹) Baseline 2019

OWN OPERATIONS

- 80%

CO₂ emission reduction¹

- Emissions from fuels, heating, and electricity in Valmet's offices and production units have decreased by 41 percent
- During 2023, all electricity in Finland and Sweden, representing 60 percent of Valmet's total consumption, was purchased as carbon neutral

USE PHASE OF VALMET'S TECHNOLOGIES

- 20%

Further reduced energy use of Valmet's current technologies

- Continuous R&D work to further enhance energy efficiency of existing technology offering

100%

Carbon neutral production process for pulp and paper industry customers

- We have reached this target seven years ahead of schedule



Investment highlights

Valmet's investment highlights

- 1 Unique offering to support a growing market
- 2 Process Technologies segment benefiting from the growing demand for bio-based products and energy
- 3 EUR 3.0 billion recurring and steadily growing stable business
- 4 Services segment's demand driven by large and growing global installed base
- 5 Automation segment with high growth and profitability
- 6 Future growth possibilities from new sustainable innovations
- 7 Building Valmet on positive megatrends and strategy of renewal and continuous development

Unique offering to support a growing market

Unique offering

Competitive advantage from the widest offering in the market



Strong market drivers

Process Technologies

- E-commerce and global trade
- Renewable materials replacing plastic packaging
- Conversions from paper to board
- Energy transition and CO₂ neutral energy production
- Energy supply security
- Tightening air emissions legislation and stricter directives

Services

- Large and aging global installed base
- Customers' CO₂ reduction targets
- Energy and resource efficiency
- Productivity and end-product quality
- Digitalization, remote services and industrial internet

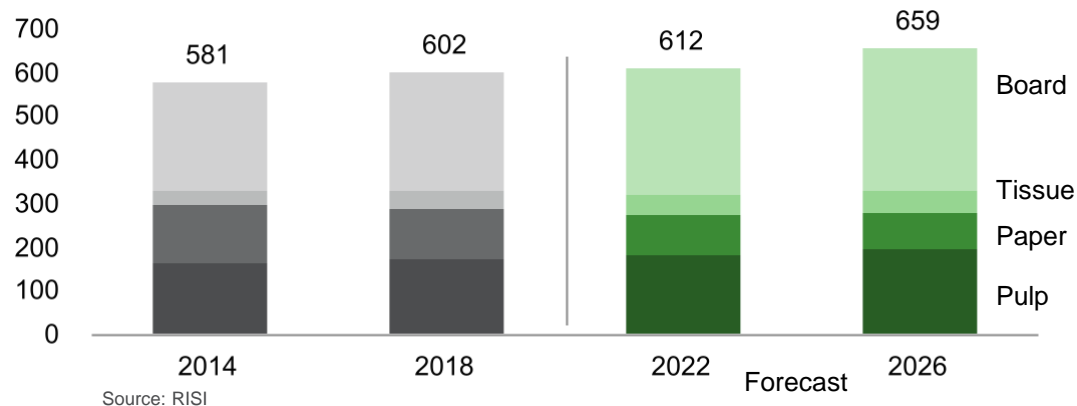
Automation

- Automation and digitalization are global megatrends
- Aging machines and installed automation systems
- Demand for raw material savings, process efficiencies and sustainability
- Customers' demands on safety, reliability and emissions

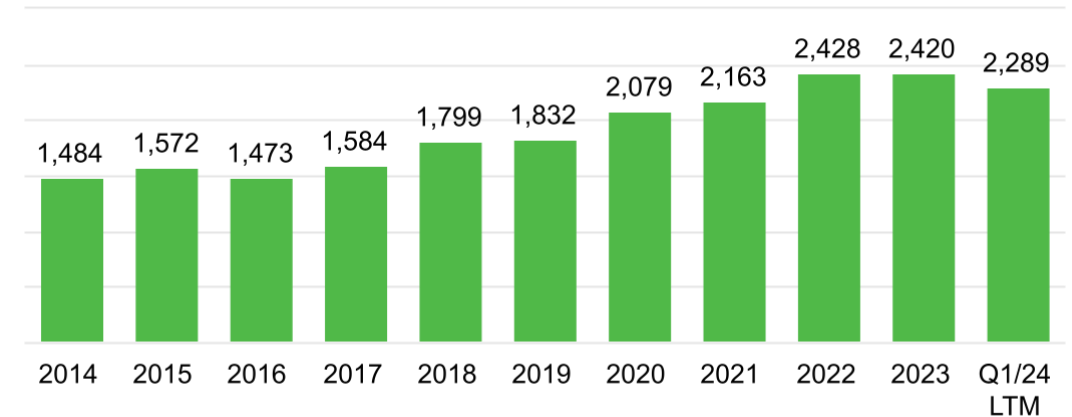
Process Technologies segment benefiting from the growing demand for bio-based products and energy

- New pulp and paper capacity is needed as demand for bio-based products continues to grow
- Energy transition creates a growing market for Valmet's energy offering
- Large old and inefficient installed base generates a significant replacement market for Valmet
- Strong business model with large prepayments and low capacity costs
- Comparable EBITA margin 4.4% (Q1/2024 LTM)

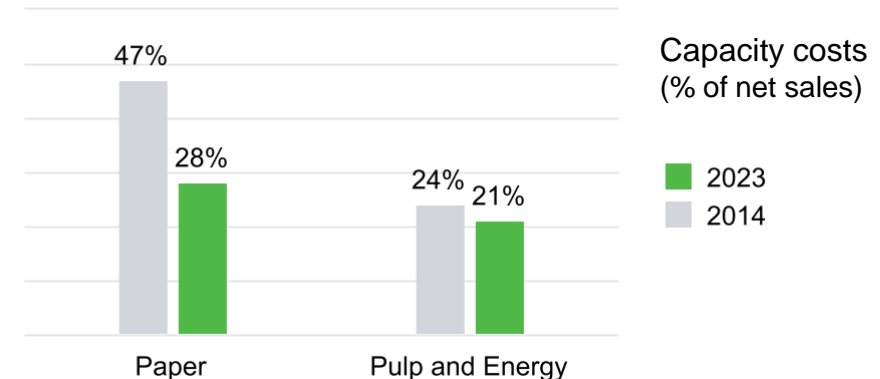
Demand for pulp and paper continues to grow (Global demand, Mton)



Net sales (EUR million)

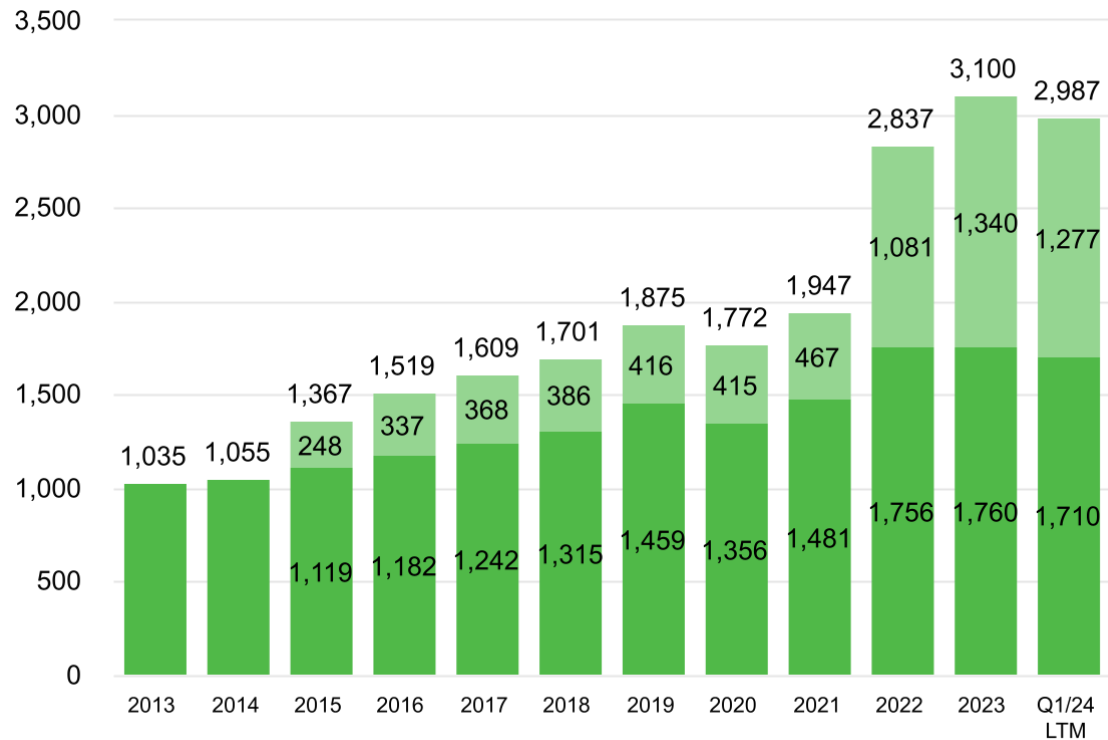


Valmet's operational efficiency has increased



EUR 3.0 billion recurring and steadily growing stable business

Orders received
(EUR million)



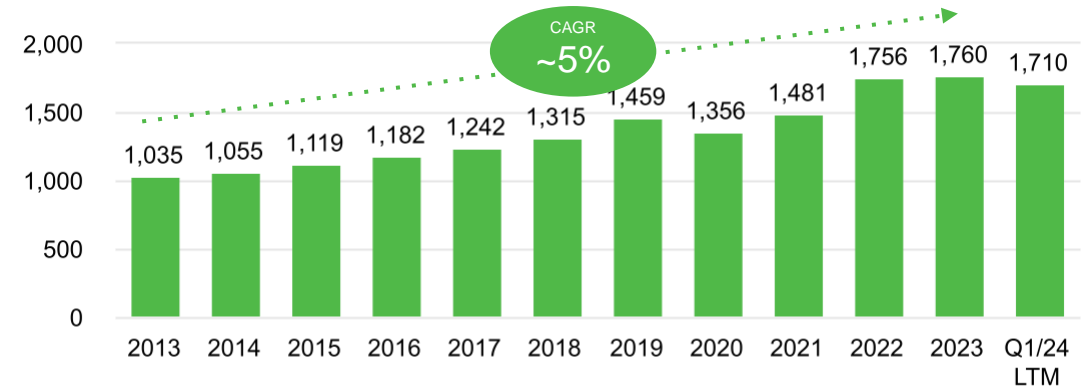
Figures in dark green for Valmet Services segment, light green for Valmet Automation segment.
2013-2020 figures have not been restated.

- Valmet's stable business has grown steadily since 2014
- Future growth possibilities are supported by favorable megatrends
- Stable business provides resilience to business cycles and makes Valmet's order intake less cyclical

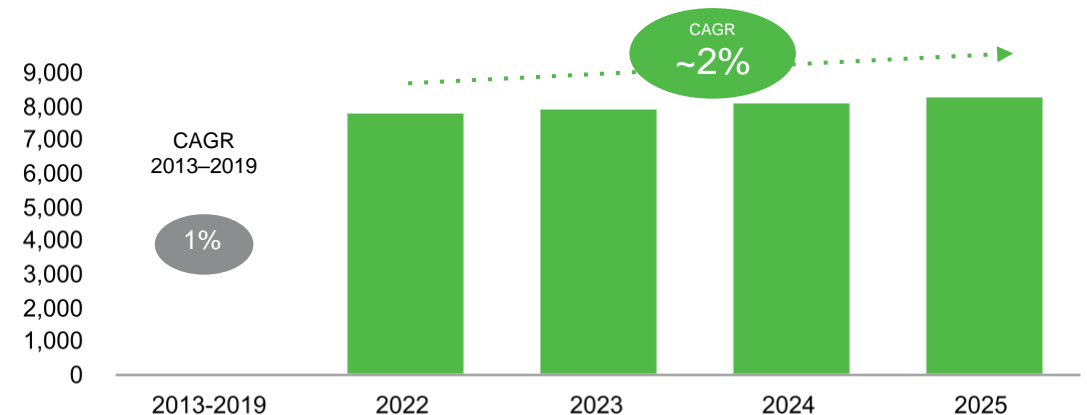
Services segment's demand driven by large and growing global installed base

- Valmet's Services is a growing and recurring business
- Demand driven by large and growing global installed base
- Roughly EUR 8 billion addressable market estimated to grow 2% annually
- Target to continue to grow over two times the market growth
- Competitive advantage from the widest offering in the market
- Strong presence in all market areas covering all key customer corporations
- Solid track record for growth
- Comparable EBITA margin 17.2% (Q1/2024 LTM)

Orders received (EUR million)



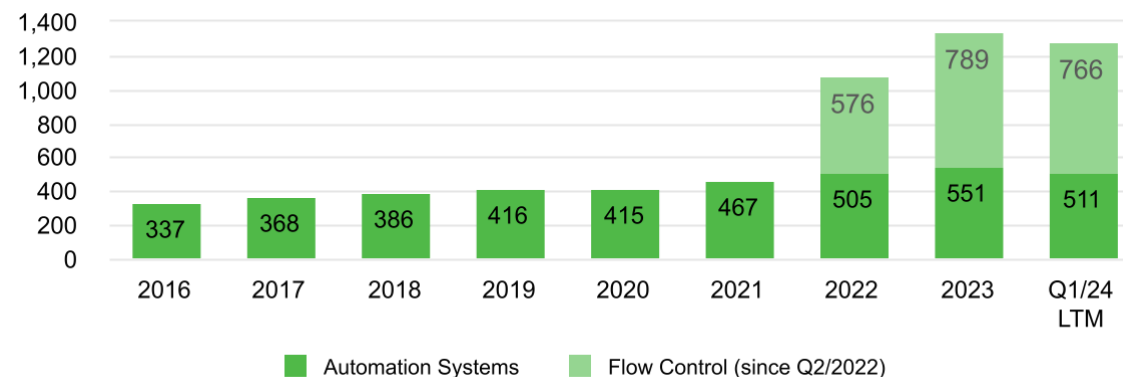
Service market development and estimate (EUR million)



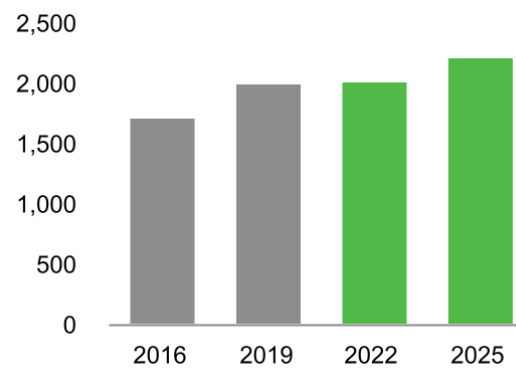
Automation segment with high growth and profitability

- Valmet's Automation is a growing and recurring business
- Large addressable target market estimated to grow ~3% annually
- Target to continue to grow over two times the market growth
- Sustainability, digitalization and targets for operational efficiency drive the market for Automation Systems
- Flow control market for critical valves and valve automation has barriers of entry enabling solid profitability for leading players
- Opportunities to grow outside the core pulp and paper industry organically and through M&A
- Comparable EBITA margin 18.7% (Q1/2024 LTM)

Orders received (EUR million)

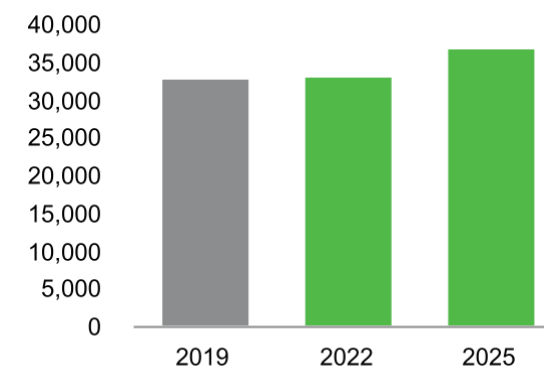


Automation Systems target market (EUR million)



Source: ARC 2021-2026 material

Flow Control market (EUR million)




Source: Frost & Sullivan

Future growth possibilities from new sustainable innovations



Textile fibres

- Technology to produce viscose pulp from recycled clothes and other textiles
- Technology for cellulose based textile fiber production



Valmet 3D fiber

- Next generation of molded fiber
- More efficient production process compared to current solutions
- Produces ready-made 3D packages directly from wet pulp
- High-quality end product could replace plastics in various packaging solutions



New bioproducts

- Lignin usage to replace fossil-based carbon in batteries
- Pyrolysis for biochemicals and biofuels production to replace fossil-based fuels



Flow Control and Automation Systems

- Solid position to grow in green hydrogen in Flow Control
- Renewal of Automation Systems platform creates opportunities for further growth
- Growth opportunities in energy and process industries in Automation

Building Valmet on positive megatrends and strategy of renewal and continuous development

| Demand for bio-based products and energy continues to grow | New growth opportunities | Steadily growing stable business | Strategy |
|---|--|---|--|
| <ul style="list-style-type: none">• The large pulp and paper market is growing and supported by favorable megatrends and sustainability• Energy transition creates a growing market for Valmet's energy offering• Valmet has strong market positions and opportunities to increase market share | <ul style="list-style-type: none">• Future growth possibilities from new sustainable innovations• Growth opportunities in energy and process industries in Automation | <ul style="list-style-type: none">• EUR 3.0 billion stable business with high margin• Stable business has high margins and resilience to market cycles• Large and aging installed base generates a significant market | <ul style="list-style-type: none">• Strong track record of successful acquisitions and possibility to continue to invest in selected acquisitions• Strategy based on building the future systematically with renewal and continuous improvement |



Financial targets and acquisitions

Financial targets

Growth

Net sales for Services and Automation segments to grow over two times the market growth

Net sales for Process Technologies segment to exceed market growth

Profitability

Comparable EBITA:
12–14%

ROCE

Comparable return on capital employed (ROCE) before taxes¹ at least 15%

Dividend policy

Dividend payout at least 50% of net profit

1: Comparable ROCE before taxes = (profit before taxes + interests and other financial expenses +/- items affecting comparability) / (balance sheet total - non-interest-bearing liabilities (average for the period))

Concrete actions to reach Comparable EBITA target of 12–14% through must-wins

Customer

- Grow stable business over two times the market growth
- Maintain and improve market share in Process Technologies
- Improve price and sales management

Technology

- Leverage strong R&D for new product innovations
- Continue to bring advanced technology to the market
- Improve product cost competitiveness

Processes

- Ensure good project operations to reach a positive margin deviation in projects
- Improve supply chain operations to harvest cost savings
- Manage quality throughout the supply chain to minimize quality costs

People

- Increase procurement, production and engineering capabilities in cost-competitive countries
- Utilize global training portfolio to strengthen Must-Win execution

Targeting to increase Comparable EBITA margin in all three segments

Improvement in Comparable EBITA is the biggest driver for ROCE

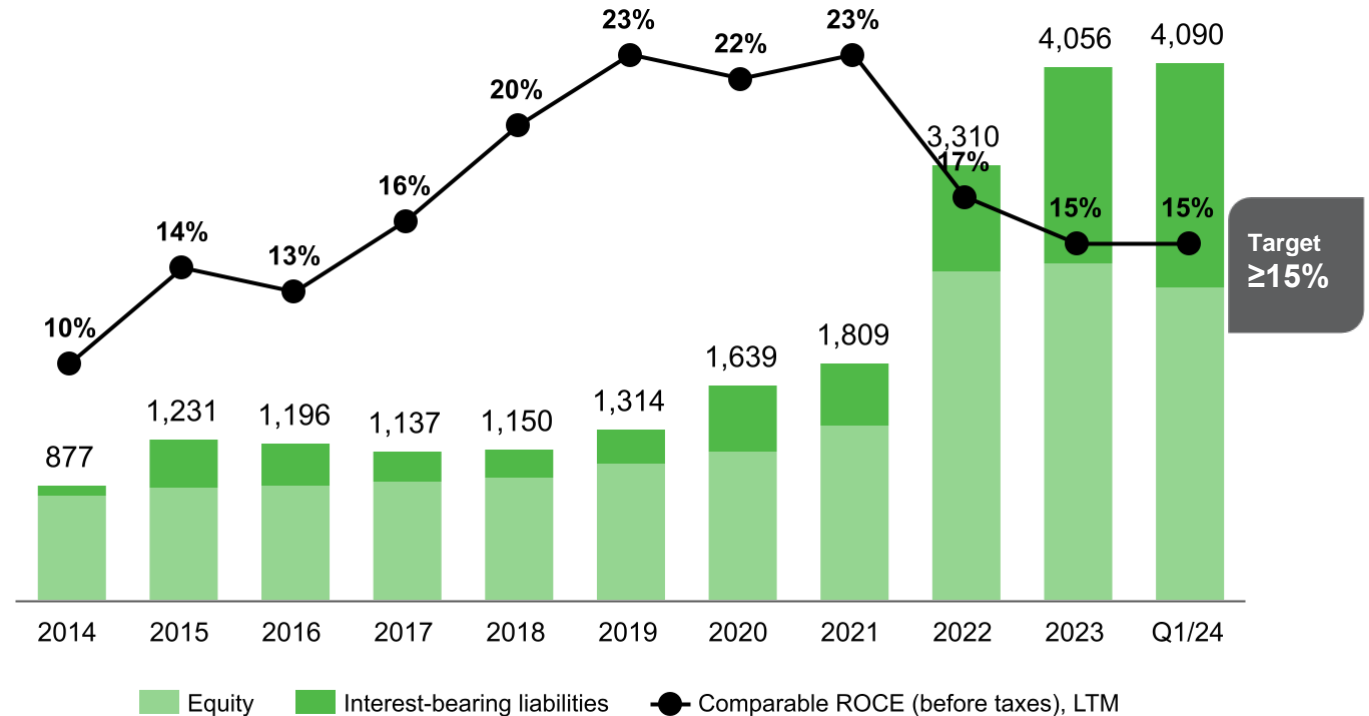
Main drivers for ROCE:

- Improvement in Comparable EBITA is the biggest driver for ROCE
- Capital employed increased in 2022 due to the Neles merger

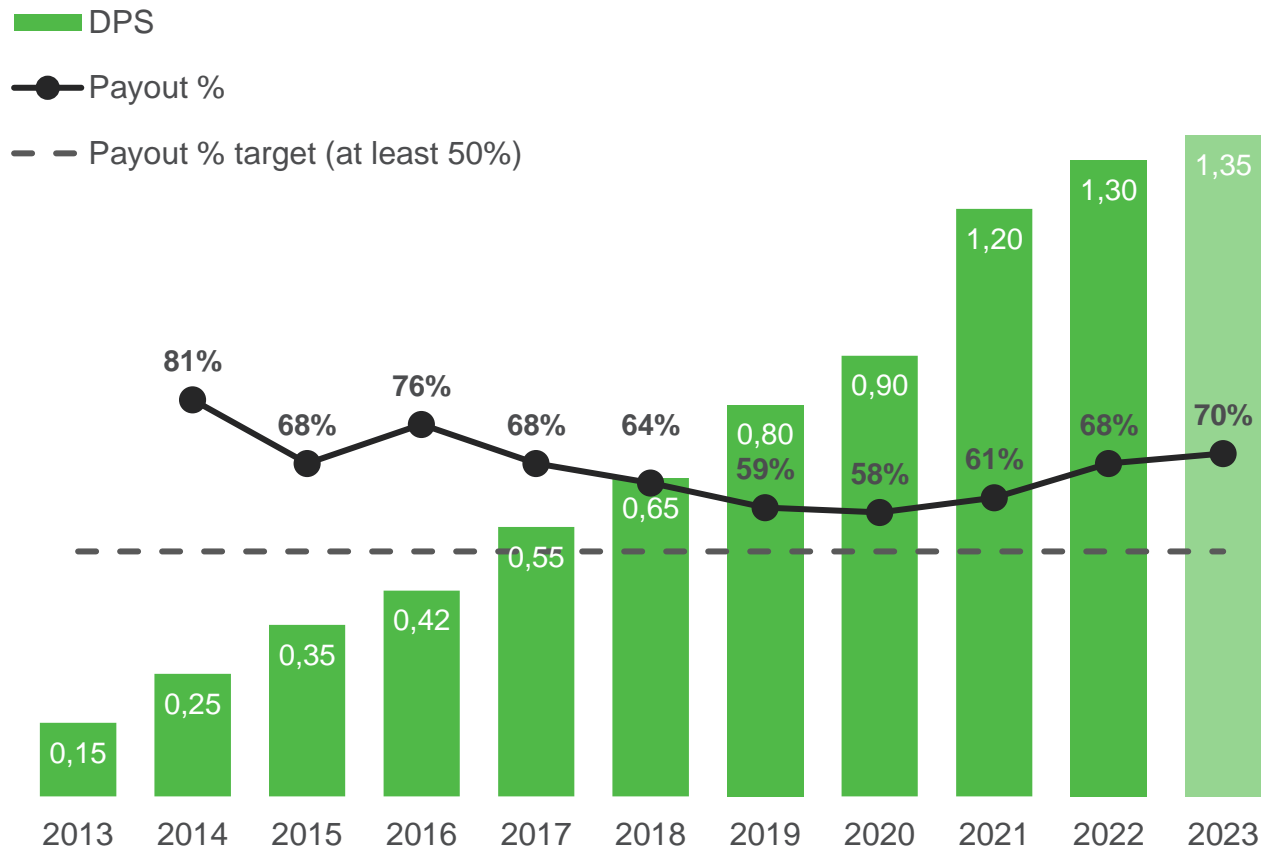
Track record

Capital employed (EUR million)

Comparable ROCE (% , before taxes)



Valmet has paid attractive dividend



- Payout target at least 50% of net profit
- Target has been exceeded every year
- Constant dividend growth

Total payout (EUR)
in dividends since
2013

1.2bn

Opportunities to strengthen Services, Automation and Process Technologies segments through acquisitions

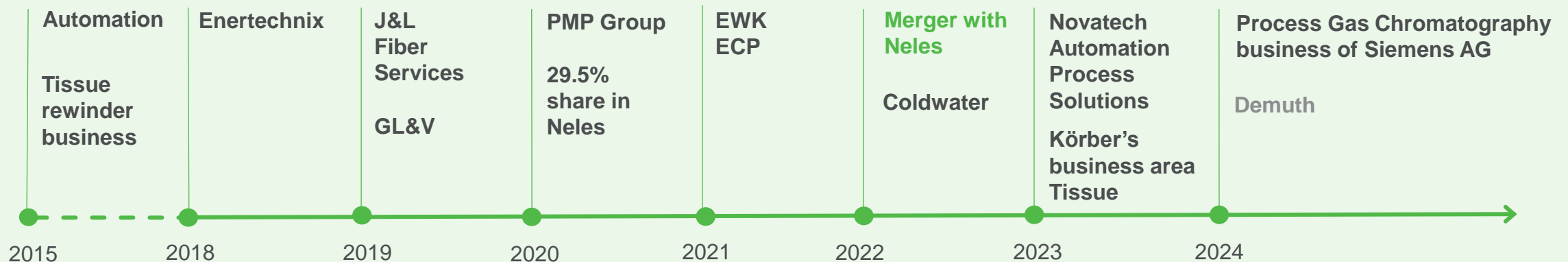
Strong track record of successful acquisitions


- 12 acquisitions made since becoming an independent company in 2014
- Total investment in acquisitions and in the merger with Neles about EUR 2.5 billion

Acquisition strategy

- Opportunities to strengthen Services, Automation and Process Technologies segments
- Selective acquisitions with a clear industrial logic and synergies
- Targeting to support Valmet in reaching financial targets
- Approximately 50 cases evaluated annually

Track record of successful acquisitions





Q1/2024 financials, guidance and short-term market outlook

Key figures

| EUR million | Q1/2024 | Q1/2023 | Change |
|---|--------------|---------|---------|
| Orders received | 1,050 | 1,552 | -32% |
| Order backlog ¹ | 3,790 | 4,595 | -18% |
| Net sales | 1,212 | 1,321 | -8% |
| Comparable EBITA | 121 | 133 | -9% |
| % of net sales | 10.0% | 10.1% | -0.1 pp |
| EBITA | 114 | 131 | -13% |
| Operating profit (EBIT) | 87 | 97 | -10% |
| % of net sales | 7.2% | 7.3% | -0.2 pp |
| Adjusted earnings per share, EUR ² | 0.41 | 0.51 | -19% |
| Earnings per share, EUR | 0.30 | 0.38 | -20% |
| Comparable ROCE, LTM ³ | 15% | 19% | -5 pp |
| Cash flow provided by operating activities | 138 | 208 | -34% |
| Net debt to EBITDA ⁴ ratio | 1.36 | 0.49 | |
| Gearing ¹ | 39% | 15% | 24 pp |

Items affecting comparability: EUR -7 million in Q1/2024 (EUR -2 million in Q1/2023).

1. At end of period

2. Adjusted earnings per share excludes the impact of fair value adjustments arising from business combinations, net of tax

3. Comparable return on capital employed (ROCE) before taxes, LTM (last twelve months)

4. Last twelve months (LTM) EBITDA

Segment key figures

| Orders received, EUR million | Q1/2024 | Q1/2023 | Change |
|------------------------------|---------|---------|--------|
| Services | 527 | 577 | -9% |
| Automation | 328 | 391 | -16% |
| Process Technologies | 195 | 584 | -67% |
| Total | 1,050 | 1,552 | -32% |

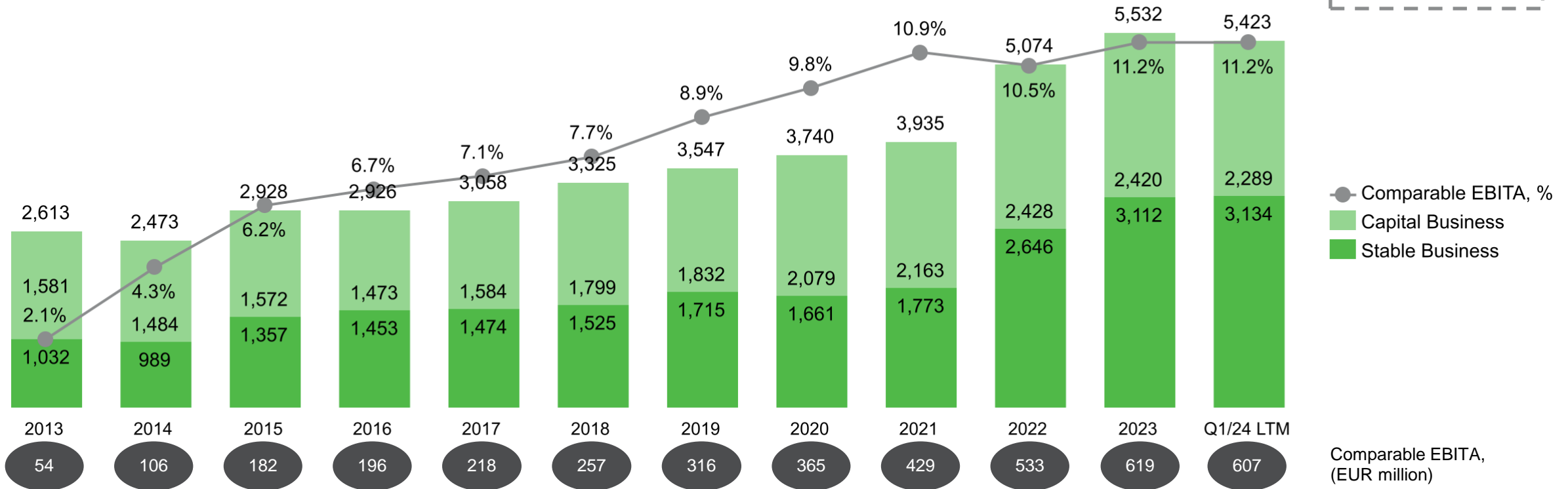
| Net sales, EUR million | Q1/2024 | Q1/2023 | Change |
|------------------------|---------|---------|--------|
| Services | 406 | 389 | 4% |
| Automation | 309 | 304 | 2% |
| Process Technologies | 497 | 628 | -21% |
| Total | 1,212 | 1,321 | -8% |

| Comparable EBITA, EUR million | Q1/2024 | Q1/2023 | Change |
|-------------------------------|---------|---------|--------|
| Services | 60 | 63 | -5% |
| Automation | 51 | 50 | 3% |
| Process Technologies | 21 | 30 | -30% |
| Other | -11 | -9 | 15% |
| Total | 121 | 133 | -9% |

| Comparable EBITA margin, % of net sales | Q1/2024 | Q1/2023 | Change |
|---|---------|---------|---------|
| Services | 14.6% | 16.1% | -1.4 pp |
| Automation | 16.5% | 16.3% | 0.2 pp |
| Process Technologies | 4.2% | 4.7% | -0.5 pp |
| Total | 10.0% | 10.1% | -0.1 pp |

Comparable EBITA margin development

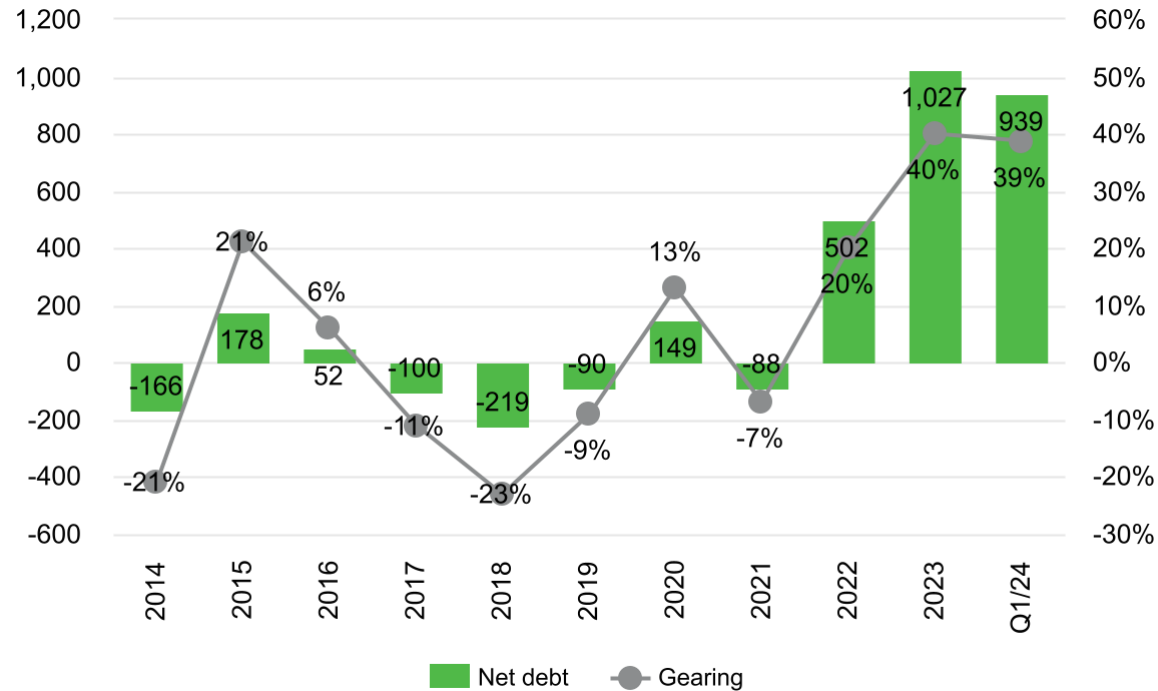
Net sales and Comparable EBITA (EUR million and %)¹



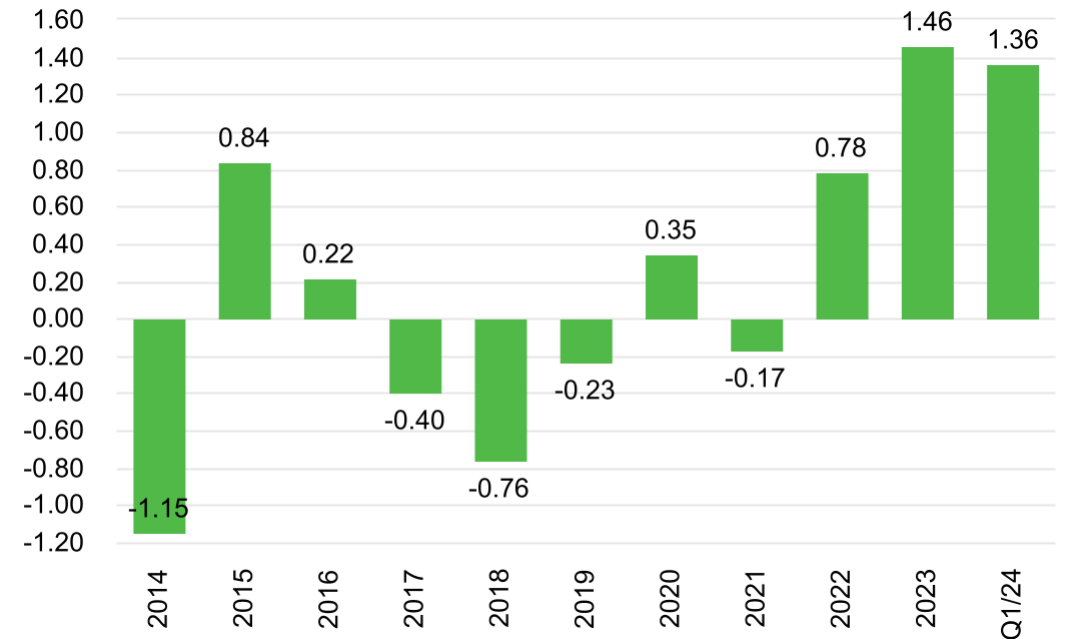
1. Valmet implemented IFRS 15 – Revenue from Contracts with Customers as of January 1, 2018 by applying full retrospective method. 2014–2020 figures have not been restated to reflect Valmet's current reporting structure. Thus, figures presented are not fully comparable.

Strong balance sheet enabling solid operations, dividends and growth also through acquisitions

Net debt (EUR million) and gearing (%)



Net debt to EBITDA* ratio



Valmet implemented IFRS 16 – Leases as of January 1, 2019 by applying the simplified transition method and therefore 2018 figures are not restated.

*Last twelve months (LTM) EBITDA

Guidance and short-term market outlook

Guidance for 2024

Guidance



Valmet reiterates its guidance issued on February 7, 2024, in which Valmet estimates that net sales in 2024 will remain at the previous year's level in comparison with 2023 (EUR 5,532 million) and Comparable EBITA in 2024 will remain at the previous year's level or increase in comparison with 2023 (EUR 619 million).

Short-term market outlook

| | | Q2/2023 | Q3/2023 | Q4/2023 | Q1/2024 |
|-----------------|--------------------|---------------------|---------------------|---------------------|---------------------|
| Services | | Good / Satisfactory | Good / Satisfactory | Good / Satisfactory | Good |
| Automation | Flow Control | Good | Good | Good | Good |
| | Automation Systems | Good | Good | Good | Good |
| Pulp and Energy | Pulp | Satisfactory | Satisfactory | Satisfactory | Weak |
| | Energy | Good | Good | Good | Good |
| Paper | Board and Paper | Satisfactory | Satisfactory | Satisfactory | Weak / Satisfactory |
| | Tissue | Satisfactory | Satisfactory | Satisfactory | Satisfactory |

The short-term market outlook is based on customer activity (50%) and Valmet's capacity utilization (50%) and is given for the next six months following the reported quarter. The scale is 'weak-satisfactory-good'.



Summary

Valmet's investment highlights

- 1 Unique offering to support a growing market
- 2 Process Technologies segment benefiting from the growing demand for bio-based products and energy
- 3 EUR 3.0 billion recurring and steadily growing stable business
- 4 Services segment's demand driven by large and growing global installed base
- 5 Automation segment with high growth and profitability
- 6 Future growth possibilities from new sustainable innovations
- 7 Building Valmet on positive megatrends and strategy of renewal and continuous development

Important notice

It should be noted that certain statements herein which are not historical facts, including, without limitation, those regarding expectations for general economic development and the market situation, expectations for growth, profitability and investment willingness, expectations for company development, growth and profitability and the realization of synergy benefits and cost savings, and statements preceded by “anticipates”, “believes”, “estimates”, “expects”, “foresees” or similar expressions, are forward-looking statements. Since these statements are based on current decisions and plans, estimates and projections, they involve risks and uncertainties which may cause the actual results to materially differ from the results currently expressed. Such factors include, but are not limited to:

- 1) general economic conditions, including fluctuations in exchange rates and interest levels which influence the operating environment and profitability of customers of the company or economic growth in the company’s principal geographic markets.
- 2) industry conditions, intensity of competition situation, especially potential introduction of significant technological solutions developed by competitors, financial condition of the customers and the competitors of the company,
- 3) the company’s own operating factors, such as the success of production, product development and project management and the efficiencies therein including continuous development and improvement
- 4) the success of pending and future acquisitions and restructuring.



Appendix

1 Financials

2 Growth and profitability improvement

3 Shareholders and share price development

4 Offering

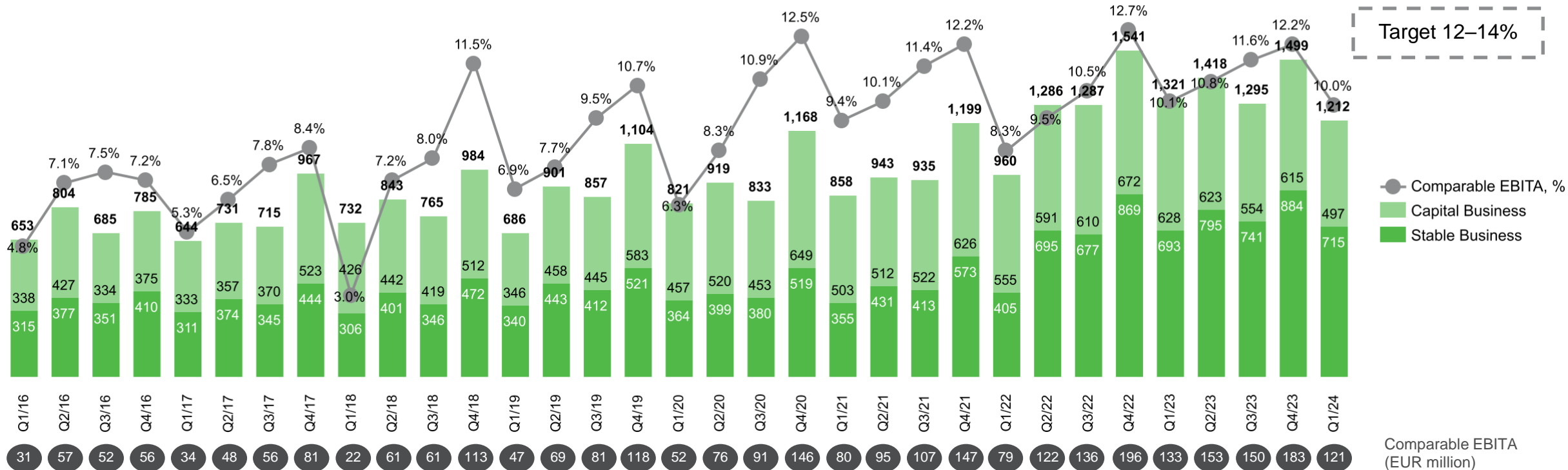
5 Management and remuneration



Appendix
Financials

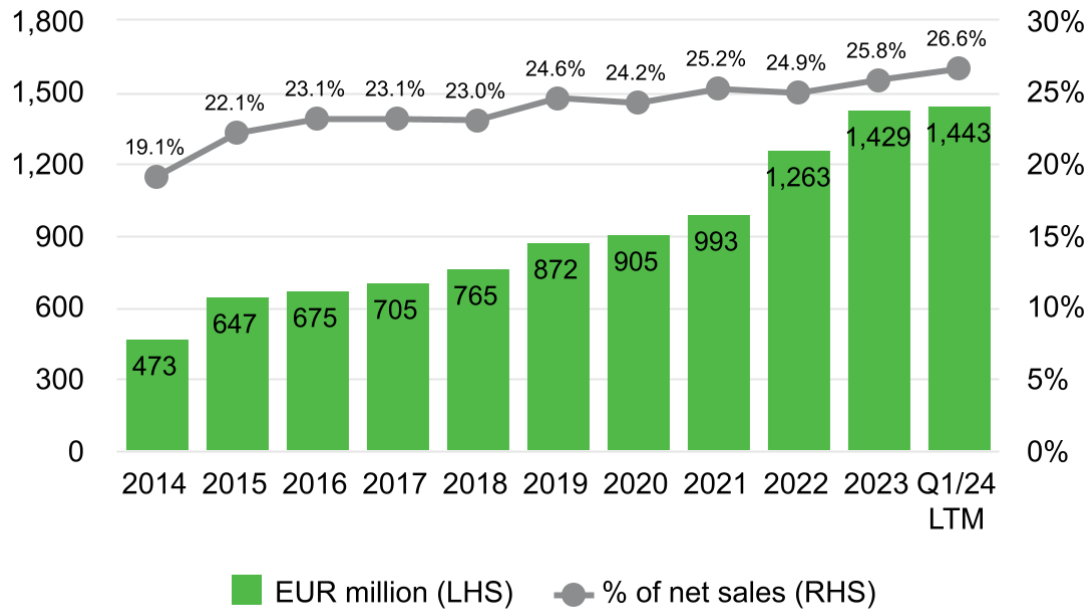
Quarterly Comparable EBITA margin development

Net sales and Comparable EBITA (EUR million and %)

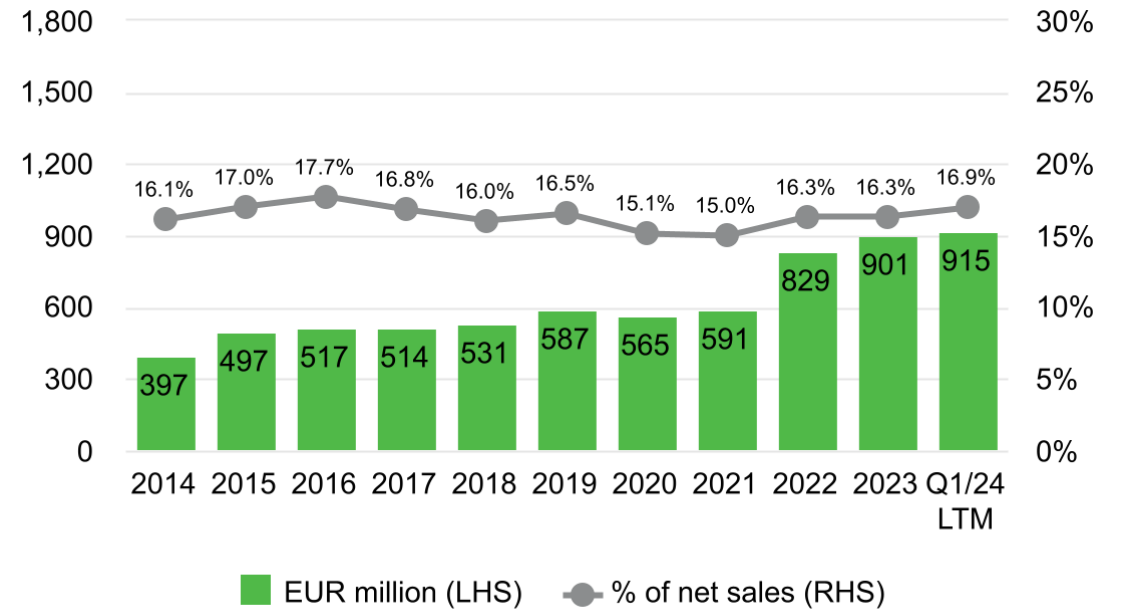


Comparable gross profit and SG&A expenses development

Comparable gross profit
(EUR million and % of net sales)



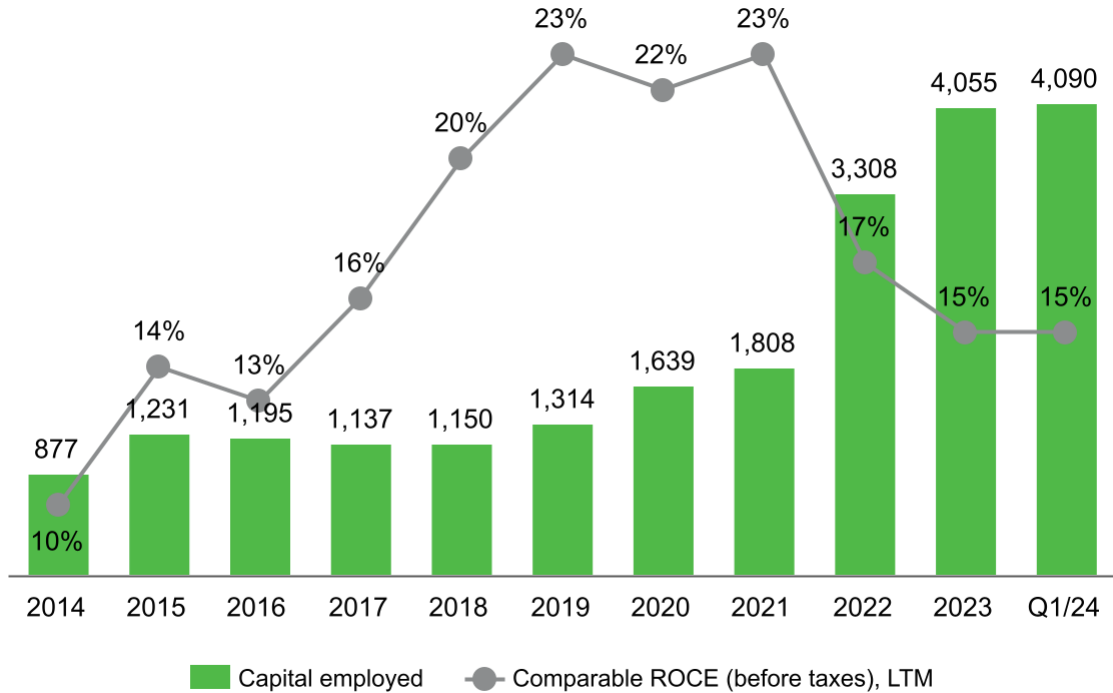
Comparable SG&A expenses
(EUR million and % of net sales)



- Comparable gross profit was 28.3% of net sales in Q1/2024 (24.9% in Q1/2023)
 - Stable business represented 59% of net sales (52% in Q1/2023)
- Comparable SG&A expenses were EUR 14 million higher in Q1/2024 compared with Q1/2023
 - Comparable SG&A expenses of the acquired Tissue Converting amounted to EUR 19 million in Q1/2024
 - Comparable SG&A expenses were 20.0% of net sales in Q1/2024 (17.3% in Q1/2023)

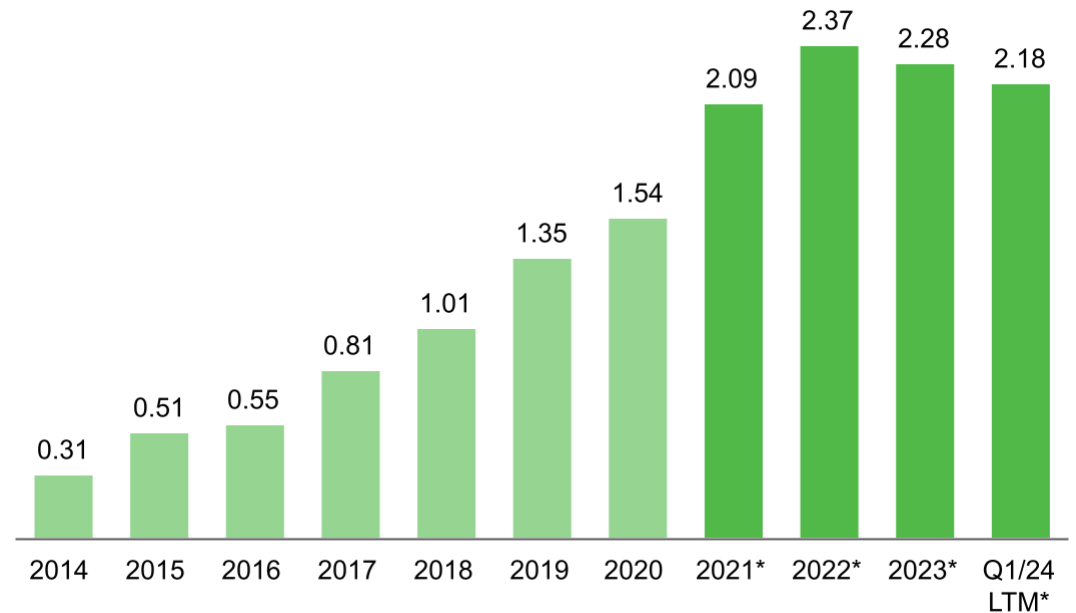
Capital employed, Comparable ROCE and EPS

Capital employed (EUR million) and Comparable return on capital employed (ROCE), before taxes (%)



- Integration of Flow Control into Valmet in Q2/2022 and the completion of the acquisition of Tissue Converting in Q4/2023 increased capital employed

Earnings per share (EPS) and Adjusted EPS, EUR



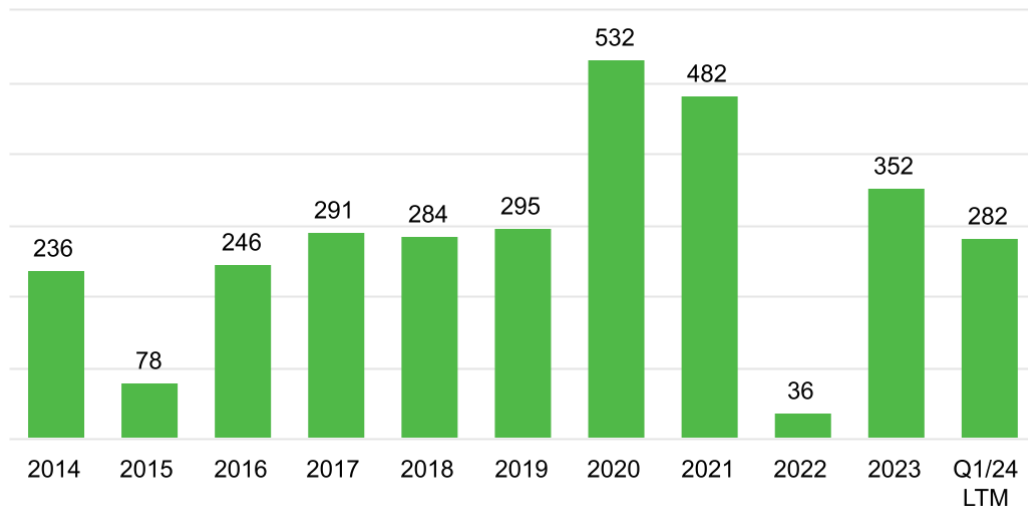
- Q1/2024 LTM Adjusted EPS decreased compared with 2023 mainly due to lower EBITA and higher net financial expenses

Valmet implemented IFRS 16 – Leases as of January 1, 2019 by applying the simplified transition method, and IFRS 15 – Revenue from Contracts with Customers as of January 1, 2018 by applying full retrospective method. Thus, figures presented are not fully comparable. LTM = Last twelve months.

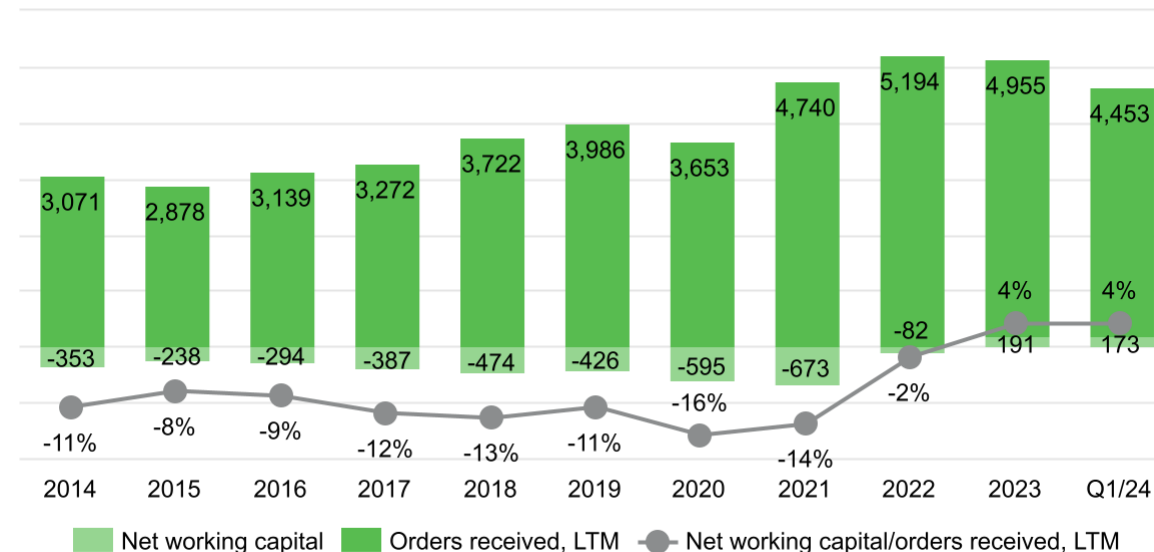
*Adjusted EPS. Adjusted earnings per share is an alternative performance measure that excludes the impact of fair value adjustments arising from business combinations, net of tax.

Cash flow provided by operating activities and net working capital

Cash flow provided by operating activities (EUR million)



Net working capital¹ and orders received (EUR million)



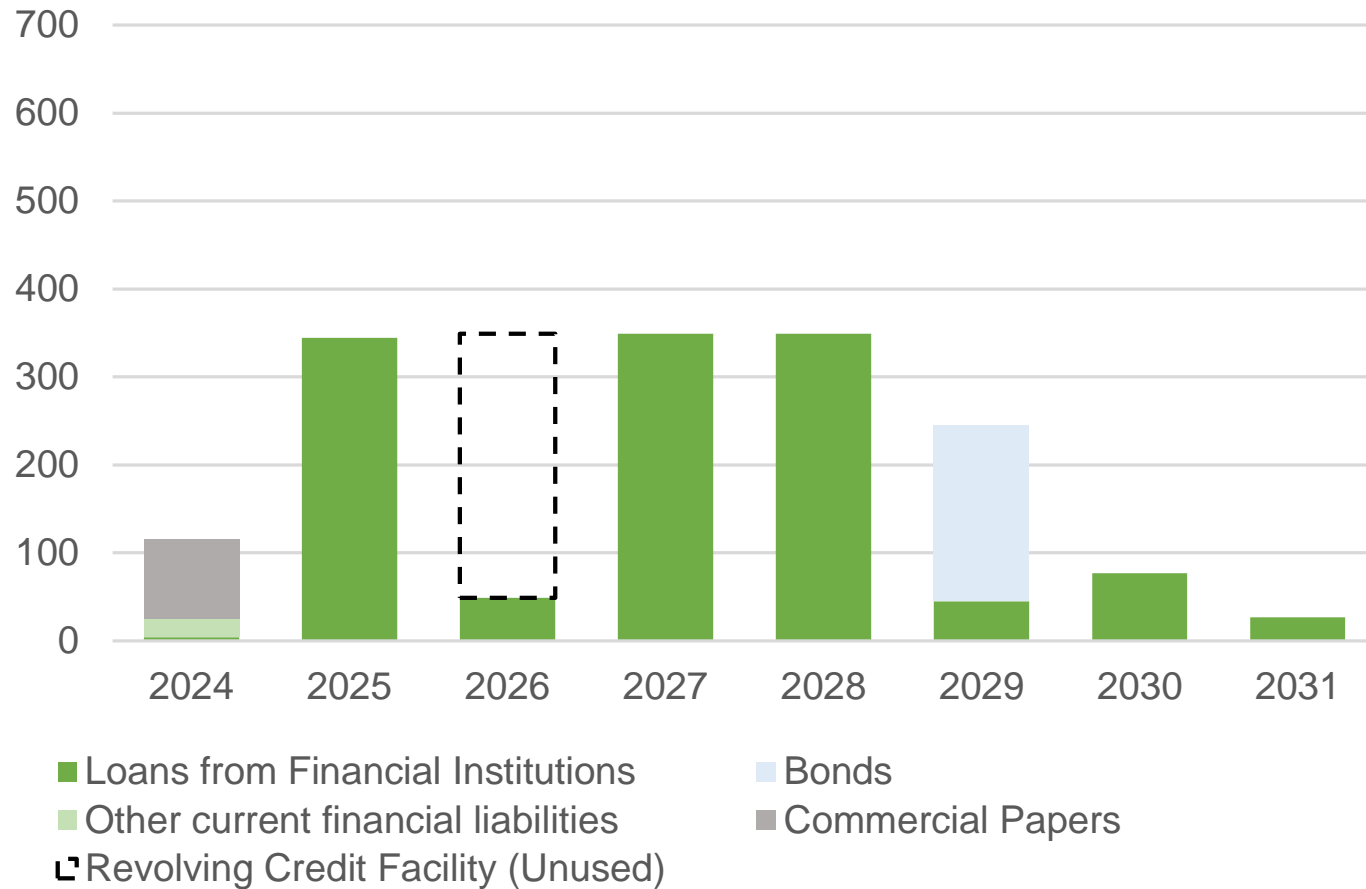
- Cash flow provided by operating activities amounted to EUR 138 million in Q1/2024
- CAPEX² amounted to EUR 29 million in Q1/2024
- Net working capital¹ amounted to EUR 173 million, which equals 4% of last 12 months orders received
 - The acquisition of Tissue Converting increased Valmet's net working capital by approximately EUR 79 million compared with Q1/2023
 - Compared to year 2021, Valmet's net working capital has increased mainly in capital business and due to integration of Flow Control and Tissue Converting into Valmet
 - Today, Valmet's business mix contains more stable business, which typically ties up more net working capital than capital business
- Change in net working capital³ EUR 25 million in Q1/2024

Valmet implemented IFRS 16 – Leases as of January 1, 2019 by applying the simplified transition method and therefore 2018 figures are not restated.

1. Net working capital excluding EUR 249 million non-cash net working capital impact from dividend liability.
2. Excluding business combinations and right-of-use assets.
3. Change in net working capital in the consolidated statement of cash flows.

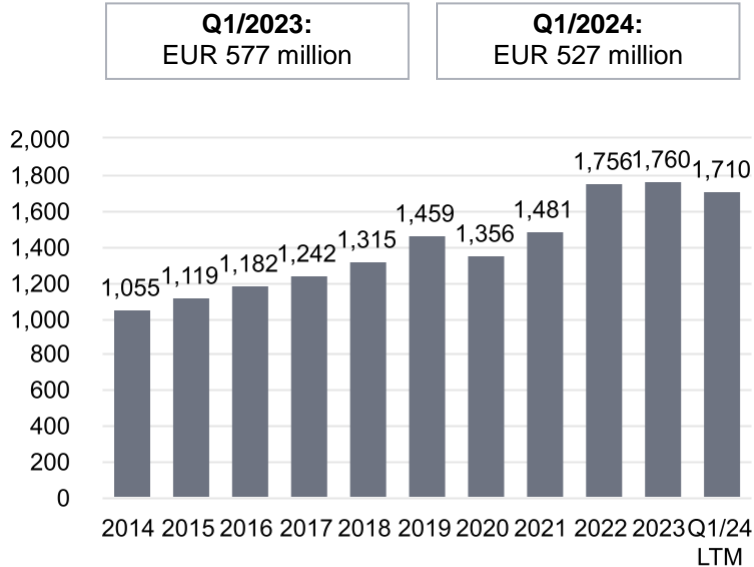
Debt maturity structure

As at March 31, 2024, EUR million (excluding lease liabilities)

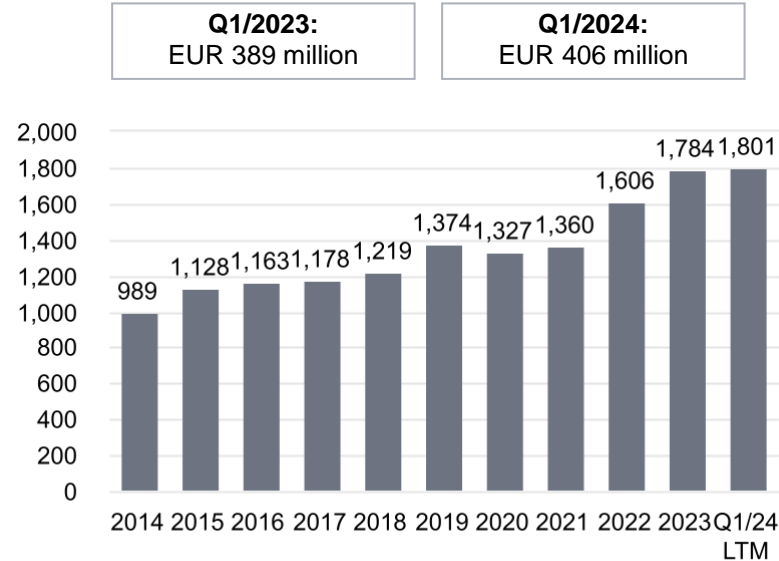


Services: Orders received decreased to EUR 527 million in Q1/2024

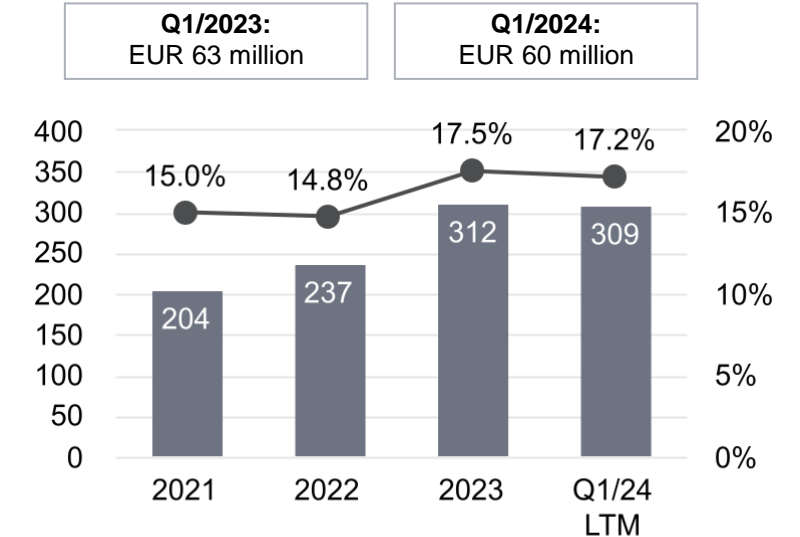
Orders received (EUR million)



Net sales (EUR million)



Comparable EBITA (EUR million and % of net sales)



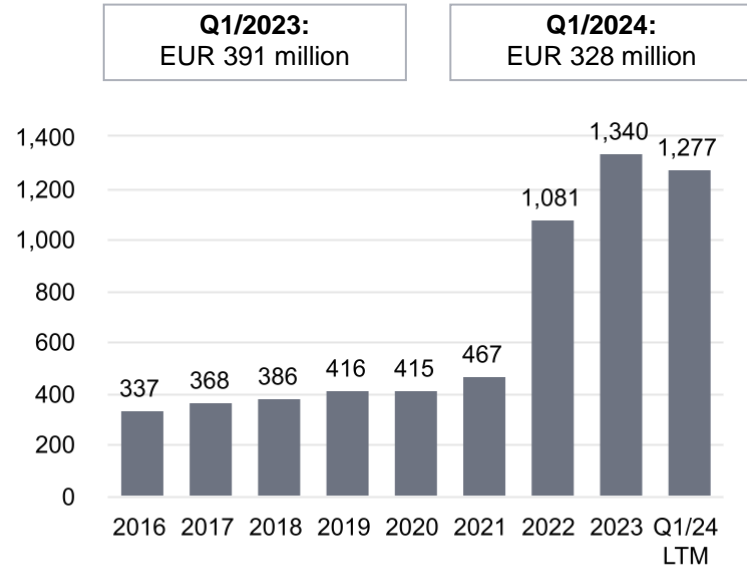
- Orders received decreased compared with Q1/2023
 - Orders received remained at the previous year's level in China, North America and EMEA and decreased in South America and Asia-Pacific
 - Orders received decreased in all business units
 - The comparison quarter Q1/2023 included a large single order
- Net sales remained at the previous year's level compared with Q1/2023
- Comparable EBITA remained at the previous year's level compared with Q1/2023



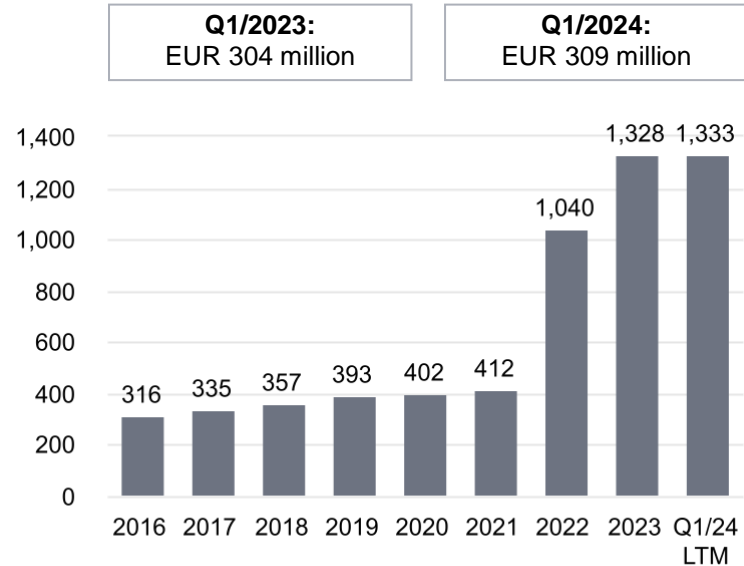
Automation: Orders received decreased to EUR 328 million in Q1/2024

Automation segment includes Automation Systems and starting from Q2/2022 also Flow Control

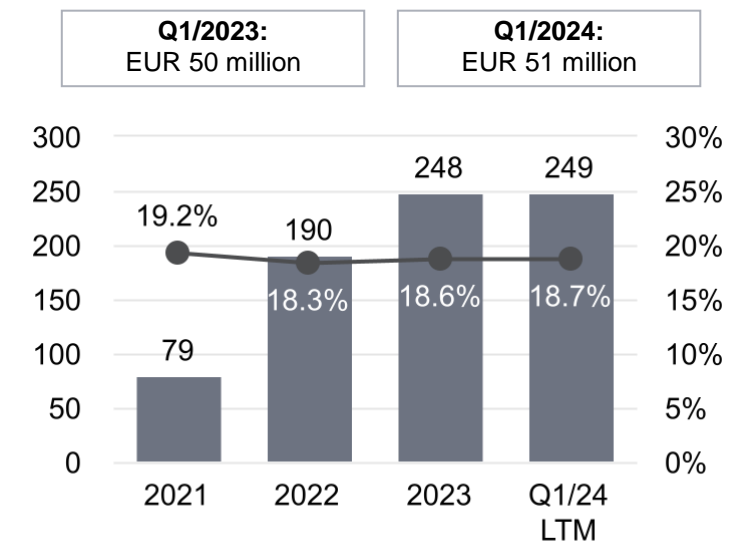
Orders received (EUR million)



Net sales (EUR million)



Comparable EBITA (EUR million and % of net sales)

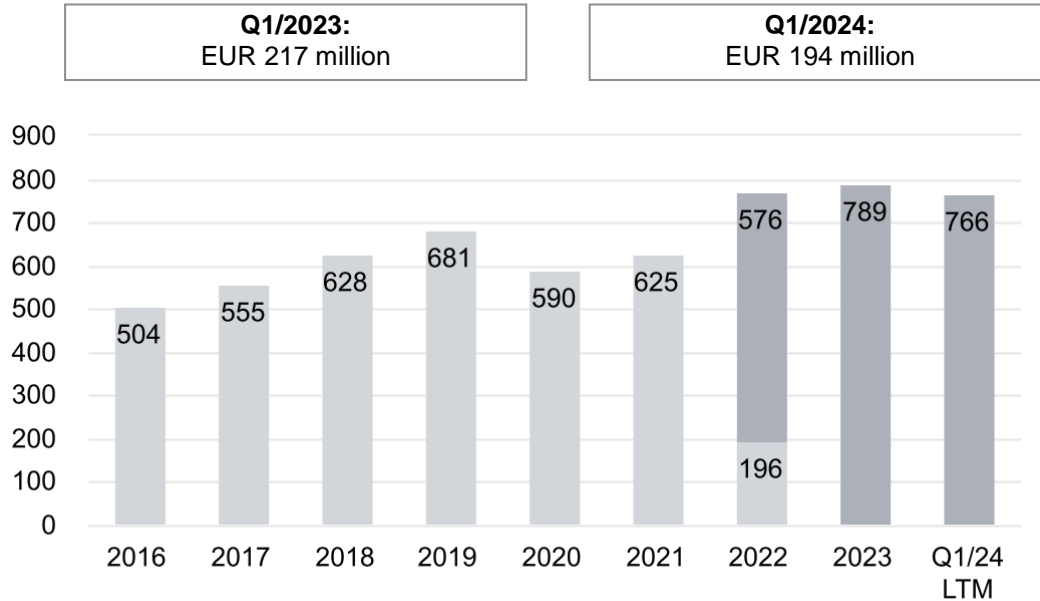


- Orders received decreased compared with Q1/2023
- Net sales remained at the previous year's level compared with Q1/2023
- Comparable EBITA remained at the previous year's level compared with Q1/2023

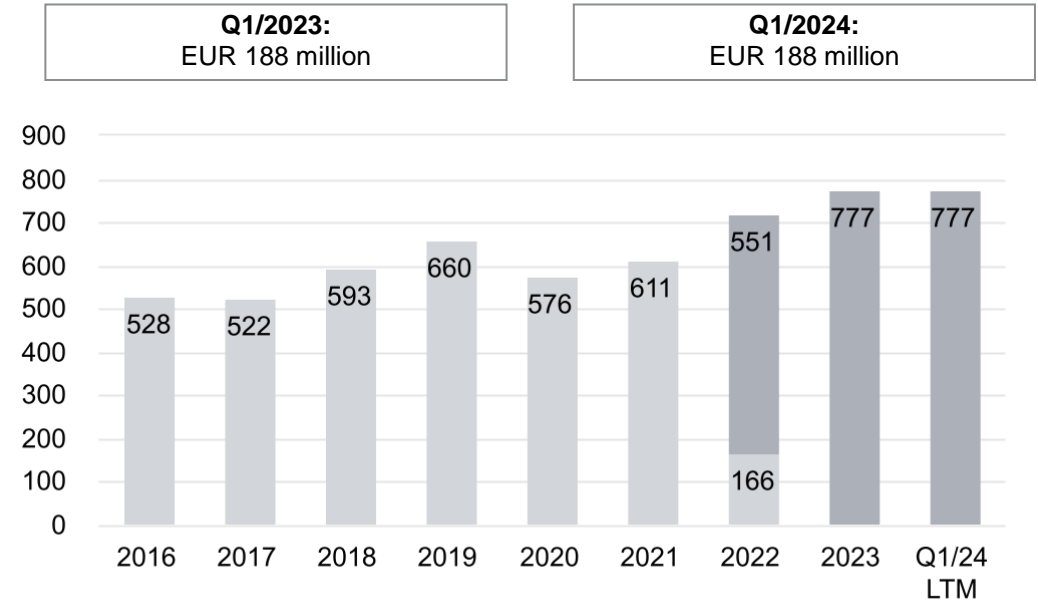


Flow Control: Orders received amounted to EUR 194 million in Q1/2024


Orders received (EUR million)*



Net sales (EUR million)*



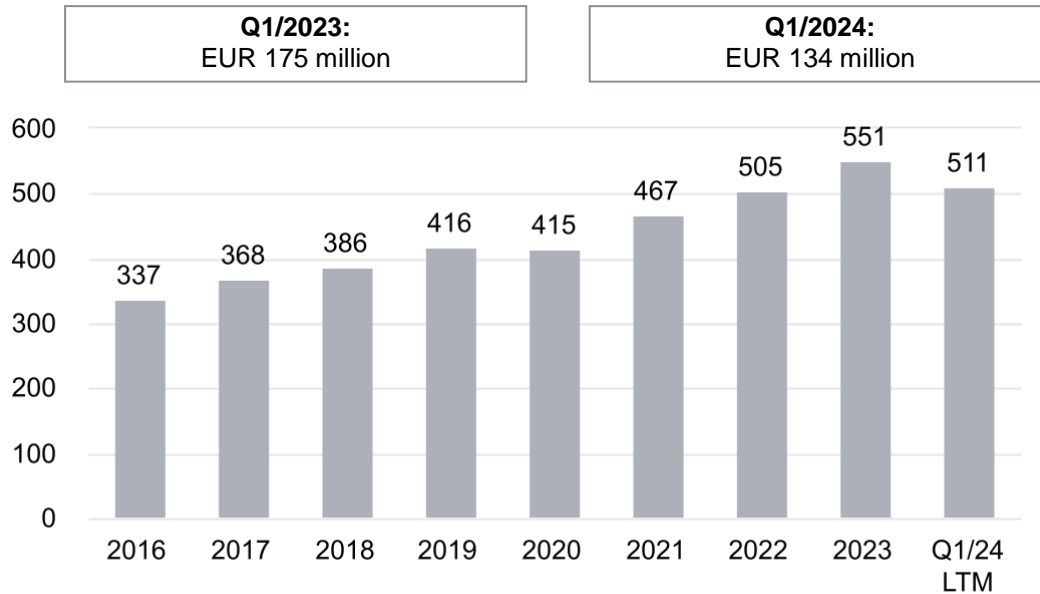
- Orders received amounted to EUR 194 million in Q1/2024
 - Orders received increased in North America and Asia-Pacific, and decreased in South America, China and EMEA
 - Orders received decreased in all business units
- Net sales amounted to EUR 188 million in Q1/2024



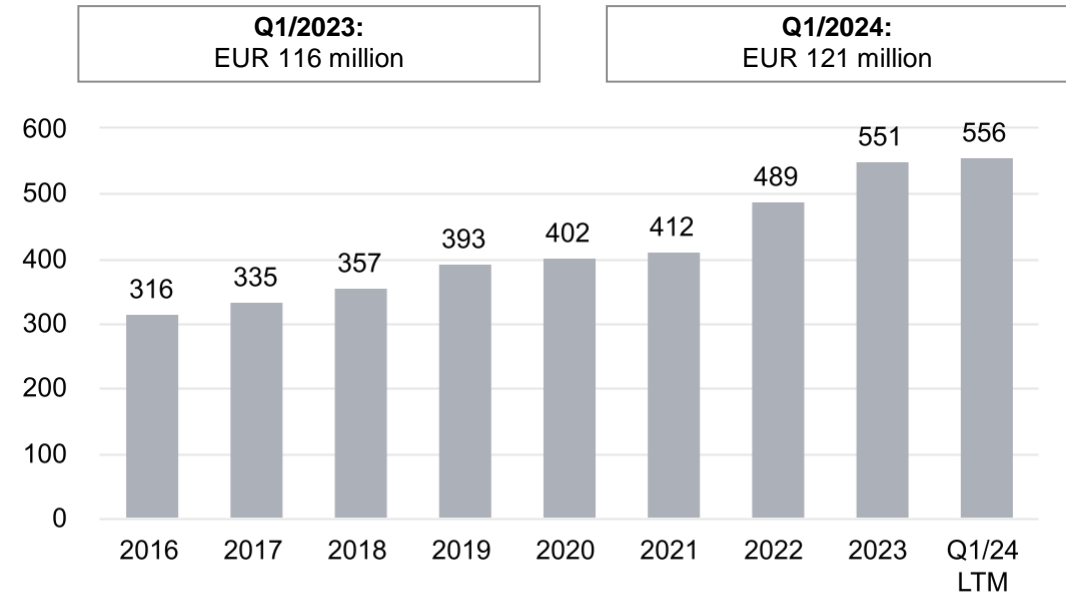
* 2016–2017 financials based on carve-out numbers; 2018–2019 financials based on Metso’s “Continuing operations” as in 2019 annual report; Q1/2020–Q1/2022 financials as reported in Neles’ Q1/2022 interim review.

Automation Systems: Orders received decreased to EUR 134 million in Q1/2024

Orders received (EUR million)



Net sales (EUR million)

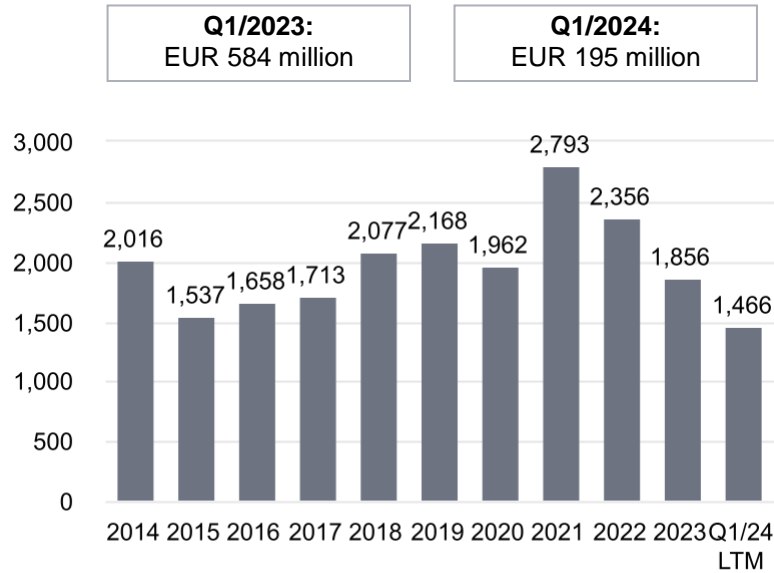


- Orders received decreased compared with Q1/2023
 - Orders received remained at the previous year's level in automation services and decreased in capital
 - Orders received increased in Energy and Process and decreased in Pulp and Paper
- Net sales remained at the previous year's level compared with Q1/2023
- The acquisition of process gas chromatography business from Siemens was completed on April 2, 2024
 - The acquired business is integrated into Valmet's Automation Systems business line as a business unit called Analyzer Products and Integration and will be included in Valmet's financial reporting from Q2/2024 onwards

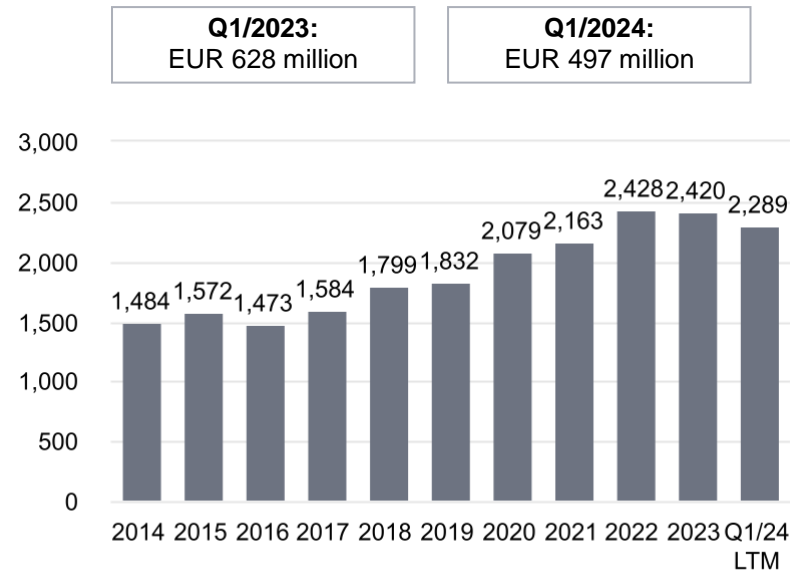


Process Technologies: Orders received decreased to EUR 195 million in Q1/2024

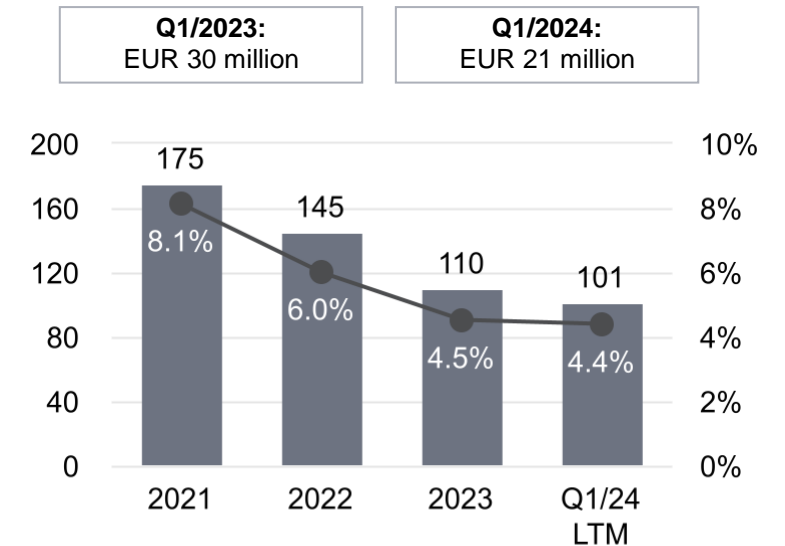
Orders received (EUR million)



Net sales (EUR million)



Comparable EBITA (EUR million and % of net sales)

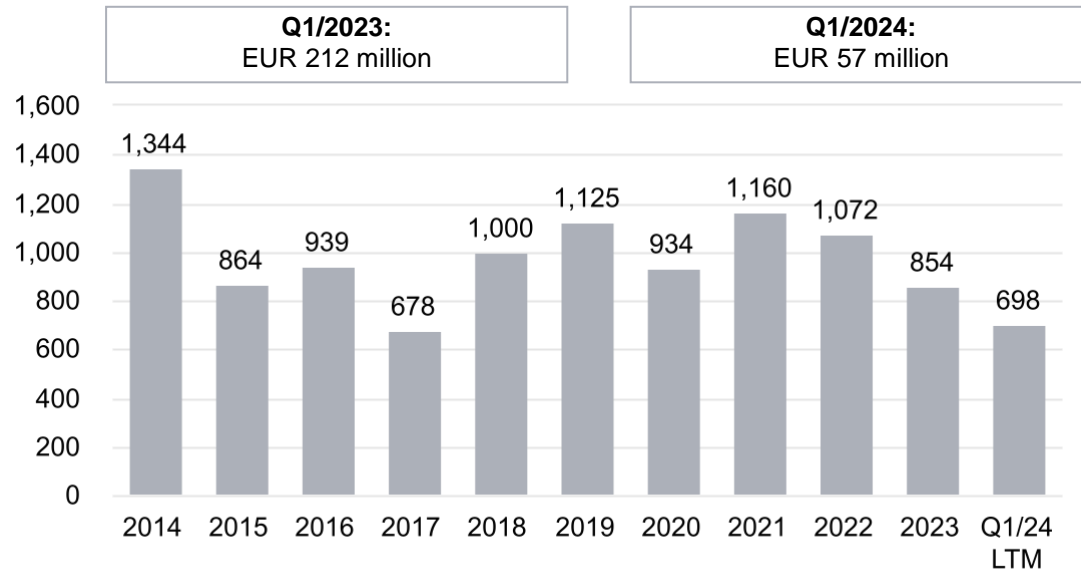


- Orders received decreased compared with Q1/2023
- Net sales decreased compared with Q1/2023
- Comparable EBITA decreased compared with Q1/2023 and the Q1/2024 LTM margin remained at the same level as in 2023

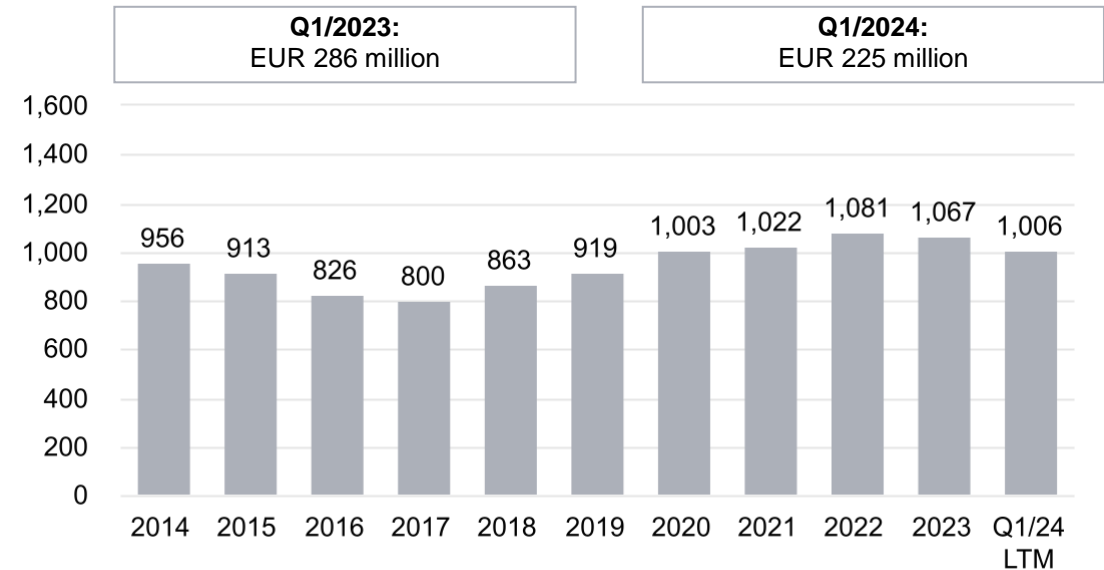


Pulp and Energy business line: Orders received decreased to EUR 57 million in Q1/2024

Orders received (EUR million)



Net sales (EUR million)

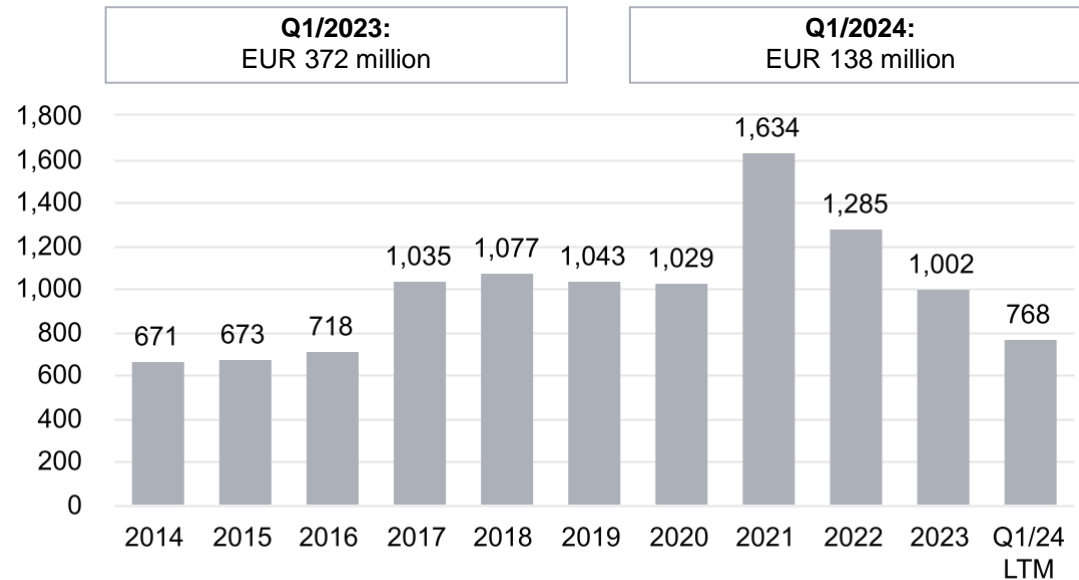


- Orders received decreased compared with Q1/2023
 - Orders received decreased in both Pulp and Energy
- Net sales decreased compared with Q1/2023

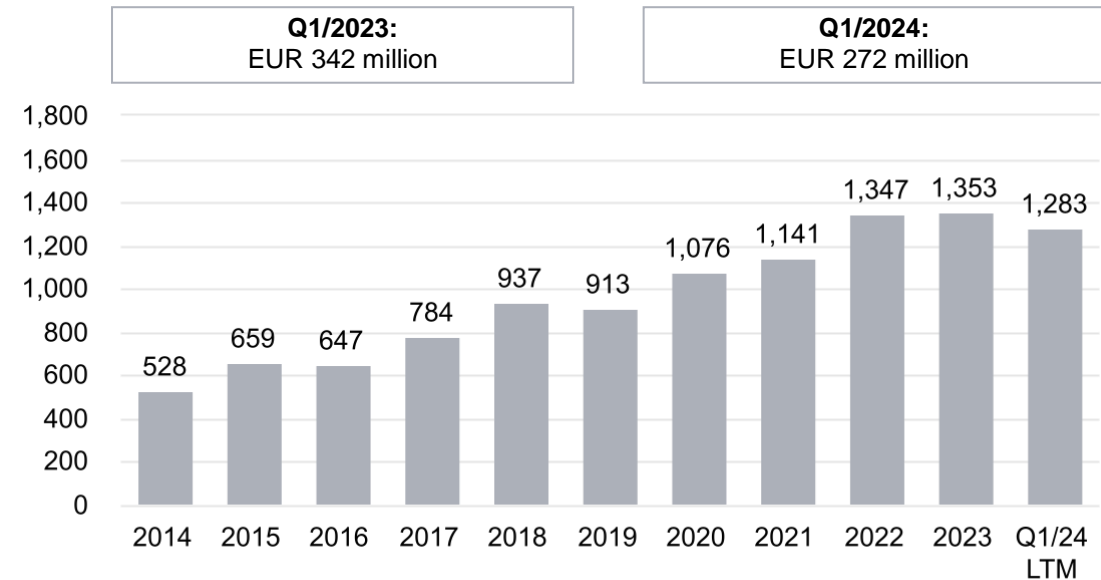


Paper business line: Orders received decreased to EUR 138 million in Q1/2024

Orders received (EUR million)



Net sales (EUR million)

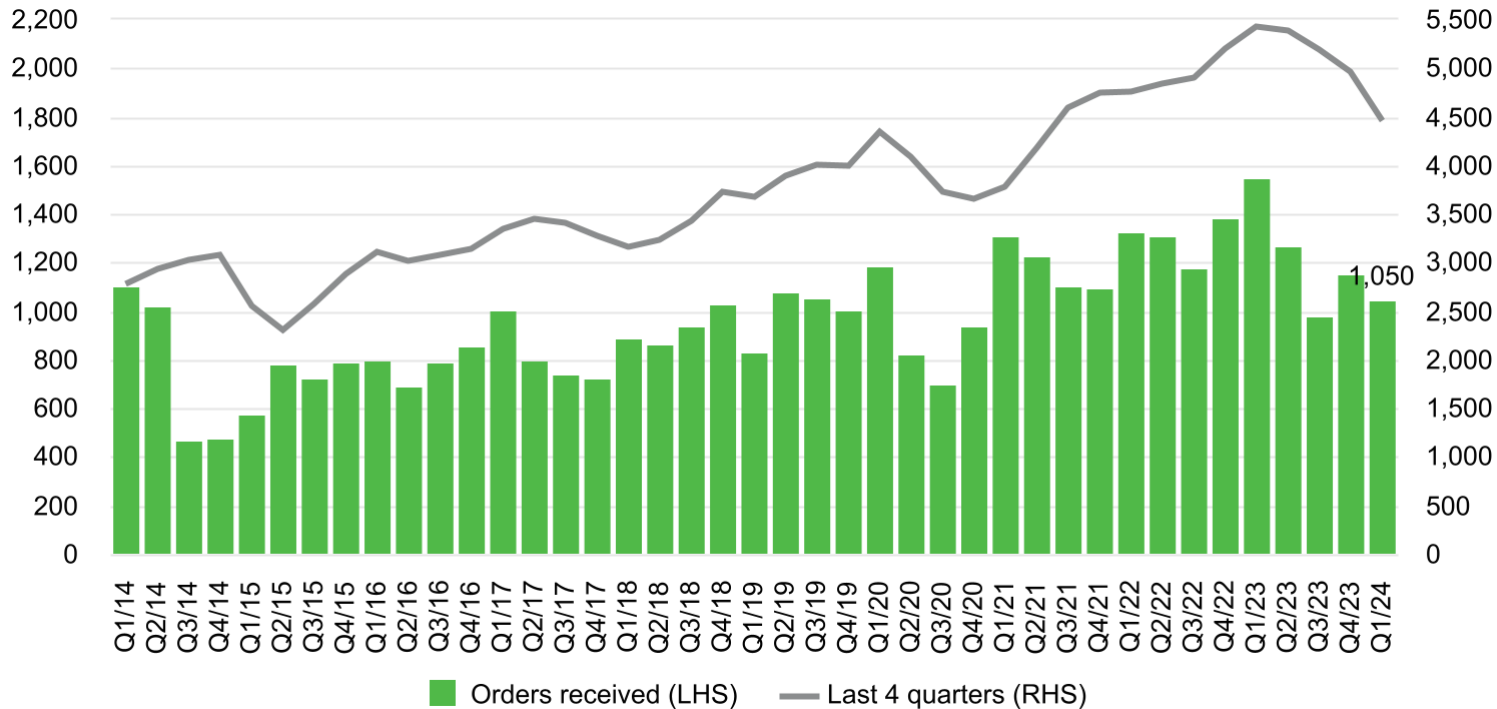


- Orders received decreased compared with Q1/2023
 - Orders received remained at the previous year's level in Stock Preparation and Recycled Fiber, and decreased in Small and Medium size Machines, Board and Paper, and Tissue
- The first synergy orders have been realized in Tissue Converting and the integration has started well
- Net sales decreased compared with Q1/2023
- The fire at Rautpohja factory site in Finland in 2022 impacted Paper business line's operations during Q1/2024

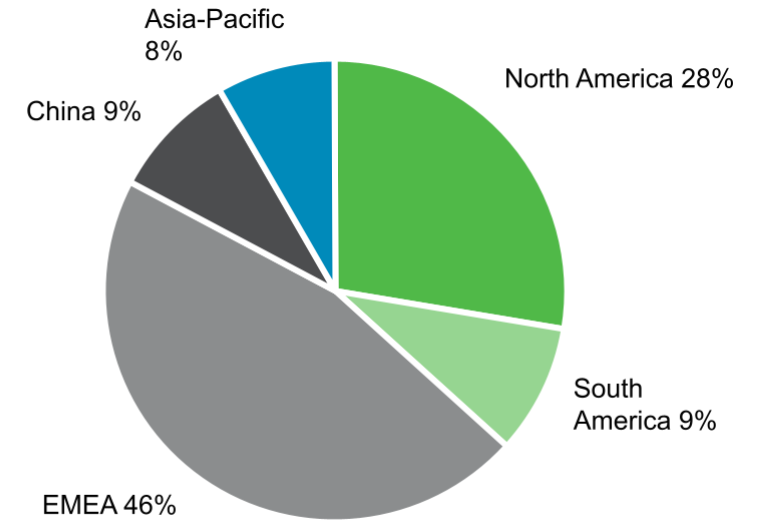


Orders received decreased to EUR 1,050 million in Q1/2024

Orders received (EUR million)



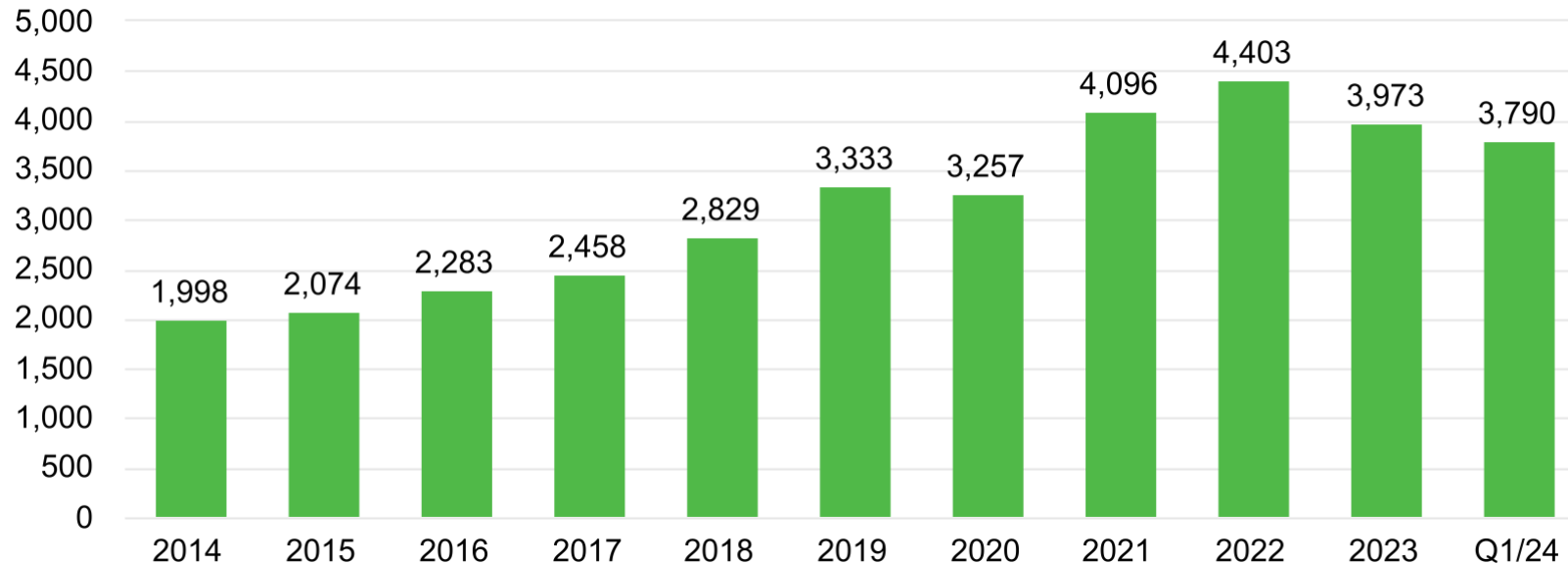
Orders received in Q1/2024 by area



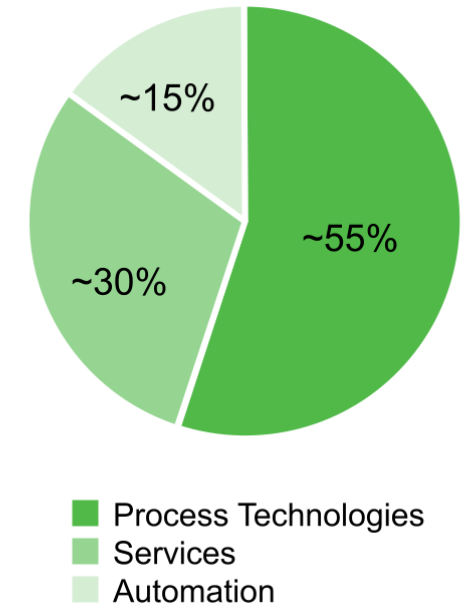
- Orders received decreased in all areas in Q1/2024 compared with Q1/2023
 - South America, China and Asia-Pacific together accounted for 26% of orders received

Order backlog EUR 3,790 million at the end of Q1/2024

Order backlog (EUR million)



Structure of order backlog by segment



- Order backlog was EUR 183 million lower than at the end of 2023
- Approximately 75% of the order backlog is currently expected to be realized as net sales during 2024 (at the end of Q1/2023, ~65% during 2023)
- Valmet's delivery times have decreased and returned close to pre-covid levels
- Approximately 45% of the order backlog relates to stable business (~40% at the end of Q1/2023)

Announced orders booked in H1/2024

| Booked quarter | Date | Description | Business line | Country | Value |
|----------------|--------|--|-----------------|----------------|---------------|
| Q1 | Mar 19 | Advantage DCT 200 tissue production line to Crown Paper Mill | Paper | Saudi Arabia | Not disclosed |
| Q1 | Apr 16 | Boiler rebuild to E.ON's power station | Pulp and Energy | United Kingdom | Not disclosed |
| Q1 | May 2 | Fiberline upgrade to the Lecta Zaragoza mill in Spain | Pulp and Energy | Spain | Not disclosed |
| Q1 | May 29 | Multiple agreements with Papierfabrik Palm | Services | Germany | Not disclosed |

Announced orders booked in H2/2023

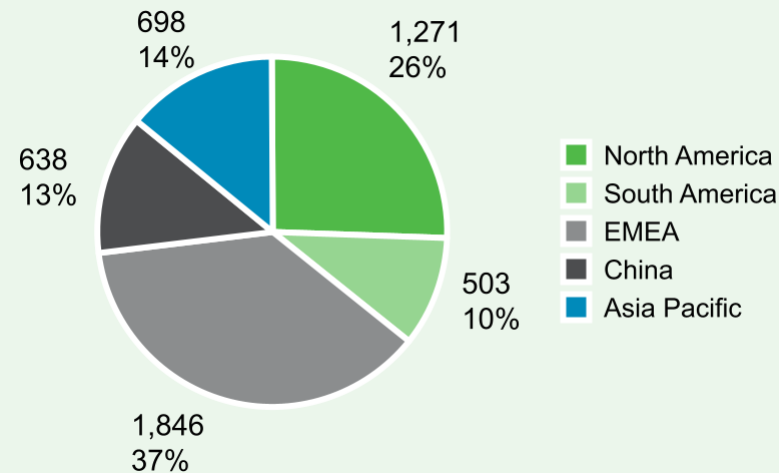
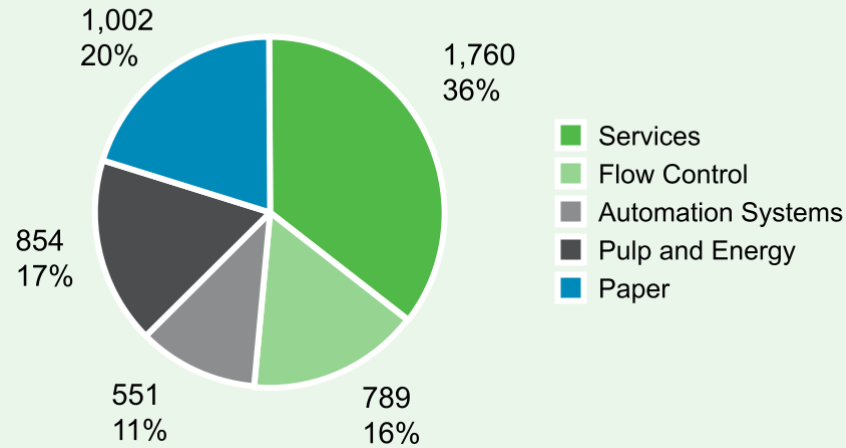
| Booked quarter | Date | Description | Business line | Country | Value |
|----------------|--------|--|------------------------|-----------|---|
| Q3 | Oct 2 | An Advantage DCT 200 tissue production line to Sofidel | Paper | USA | Not disclosed. |
| Q3 | Oct 25 | Multiple technologies to Liansheng Pulp & Paper | Paper, Pulp and Energy | China | Not disclosed |
| Q4 | Oct 10 | A biomass power plant to Göteborg Energi | Pulp and Energy | Sweden | Not disclosed. |
| Q4 | Jan 11 | Key technology for Shandong Jin Tian He Paper's board machine | Paper | China | Not disclosed, but such an order is typically worth of EUR 20 million to EUR 30 million |
| Q4 & Q1/24 | Jan 30 | A tissue paper making line, tissue converting equipment and a biomass boiler to Suzano Paper e Celulose in Brazil | Paper, Pulp and Energy | Brazil | Not disclosed, but such an order is typically worth around EUR 100 million |
| Q4 | Feb 13 | Electrostatic precipitators to Nordic Paper's Bäckhammar mill in Sweden | Pulp and Energy | Sweden | Not disclosed |
| Q4 | Feb 21 | Valmet to add biomass co-firing to a coal-fired circulating fluidized bed boiler for PT. Cikarang Listrindo in Indonesia | Pulp and Energy | Indonesia | Not disclosed |

Announced orders booked in H1/2023

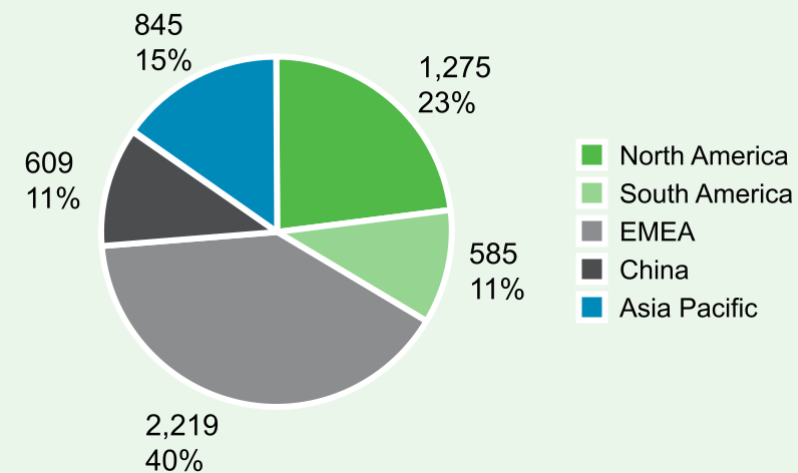
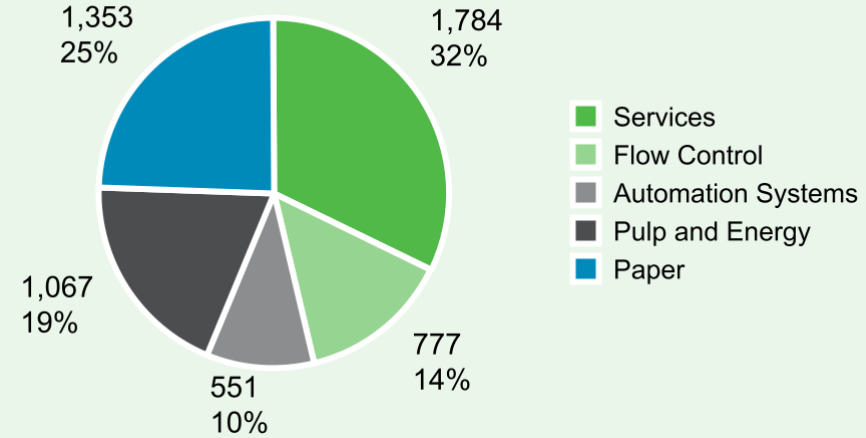
| Booked quarter | Date | Description | Business line | Country | Value |
|----------------|---------|--|--|----------|--|
| Q1 | Feb 23 | Coated board machine to Graphic Packaging International | Paper | USA | Not disclosed, but an order of this type and scope is typically valued at EUR 140–180 million. |
| Q1 | Mar 2 | Tissue line order for Metsä Tissue's new Future Mill project | Paper | Sweden | Not disclosed. |
| Q1 | Apr 25 | Key technologies for Henan Longyuan Paper's testliner line | Paper | China | Not disclosed. |
| Q2 | May 4 | Conversion of Helen Ltd's coal-fired district heat boiler to a pellet-fired BFB boiler at the Salmisaari power plant in Helsinki | Pulp and Energy | Finland | Not disclosed. |
| Q1 | May 8 | Rebuild for ITC's board machine | Paper | India | Not disclosed. |
| Q1 | June 19 | Pulp Technology for DS Smith in Portugal | Pulp and Energy | Portugal | Not disclosed. |
| Q2 | June 1 | Key pulp mill technology to Shandong Huatai Paper's new pulp mill | Pulp and Energy | China | Not disclosed. |
| Q2 | July 5 | Two wash presses to Holmen's mill in Iggesund, Sweden | Pulp and Energy | Sweden | Not disclosed. |
| Q2 | July 19 | High-capacity winder to Gascogne Papier | Paper | France | Not disclosed. |
| Q2 | Aug 28 | Tissue production line to Papel San Francisco | Paper | Mexico | Not disclosed. |
| Q2 | Aug 31 | Key pulp and paper technologies to Naini Papers | Paper, Pulp and Energy, Services, Automation Systems | India | Not disclosed, but a delivery of this size and scope is typically valued at EUR 40–60 million. |
| Q2 | Sep 26 | A fine paper making line to Yueyang Forest Paper | Paper | China | Not disclosed. |

Orders received and net sales split in 2023

Orders received (EUR million and % of total)



Net sales (EUR million and % of total)



Services segment in 2023

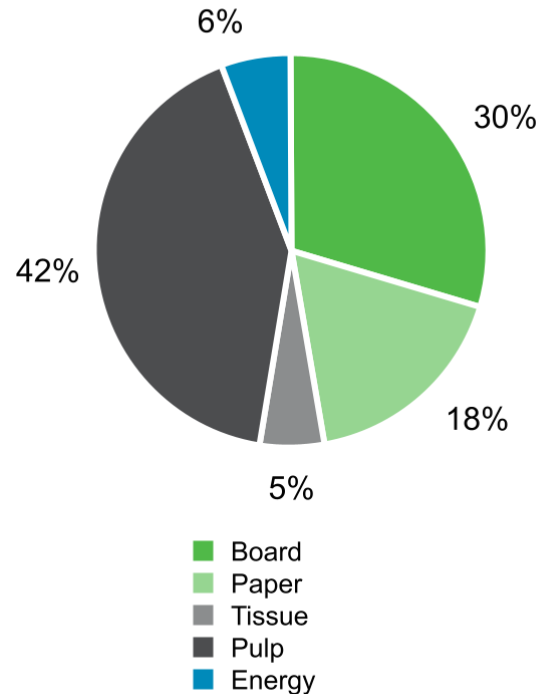
Orders received
EUR 1,760 million

Net sales
EUR 1,784 million

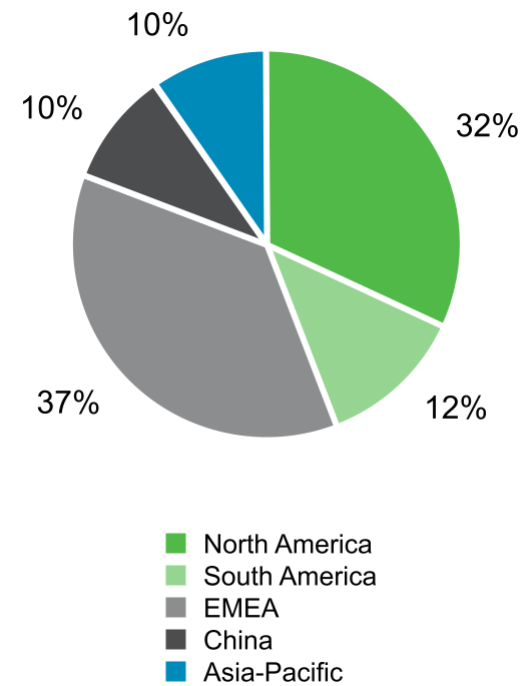
Employees
6,493

Market position
#1–2 Services

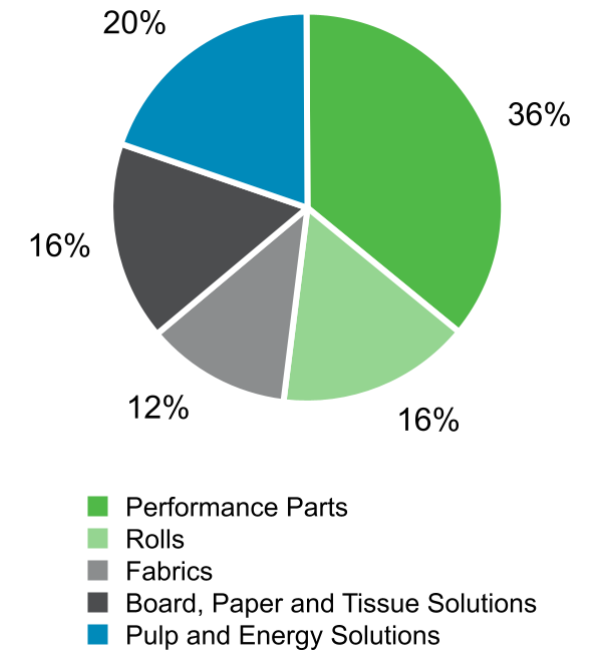
Orders received by customer segment



Orders received by area



Orders received by business



Flow Control business line in 2023

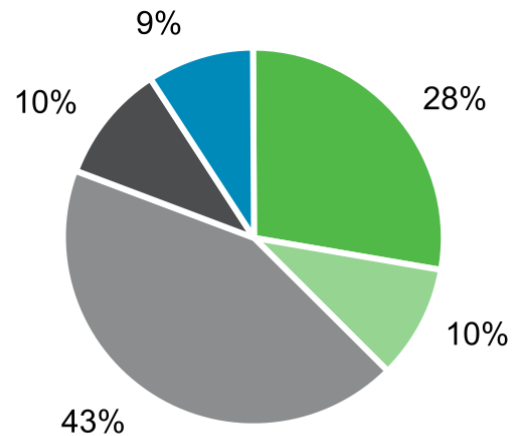
Orders received
EUR 789 million

Net sales
EUR 777 million

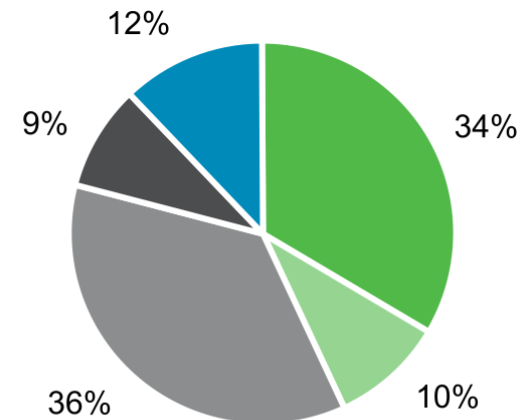
Employees
2,841

Market position
#1 Pulp and Paper
#1–2 Industrial Gases
Top 10 Refining and Chemicals

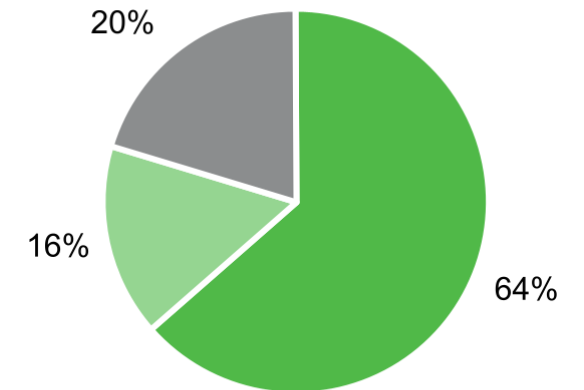
Orders received by customer industry



Orders received by area



Orders received by business



Automation Systems business line in 2023

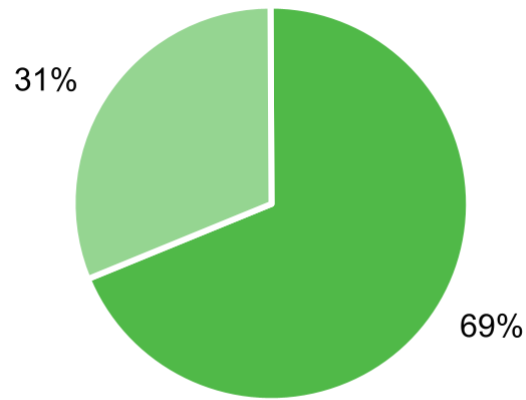
Orders received
EUR 551 million

Net sales
EUR 551 million

Employees
2,330

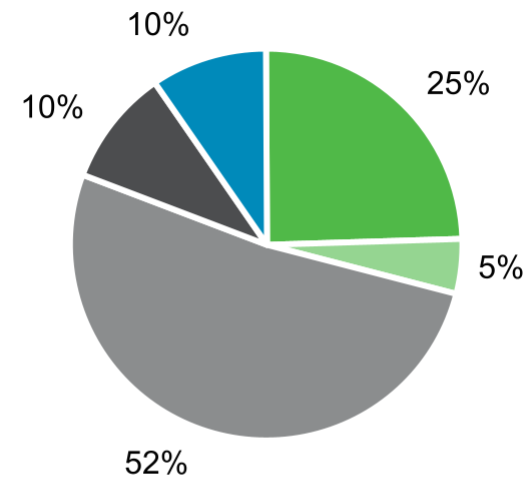
Market position
#1–3 Pulp and Paper
#2–4 Energy and Process

Orders received by industry



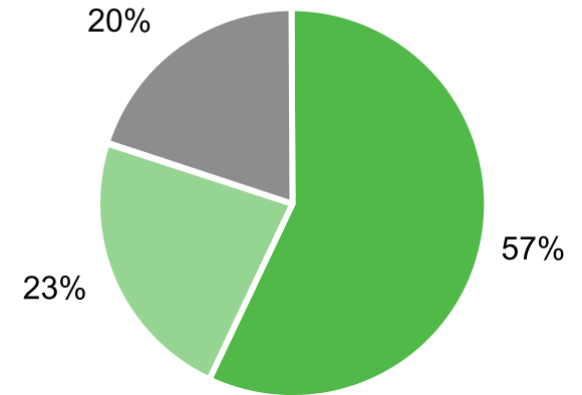
■ Pulp and Paper
■ Energy and Process

Orders received by area



■ North America
■ South America
■ EMEA
■ China
■ Asia-Pacific

Orders received by product



■ Distributed Control Systems and Industrial Applications
■ Quality Management Systems
■ Analyzers and measurements

Service 52%

Capital 48%

Pulp and Energy business line in 2023

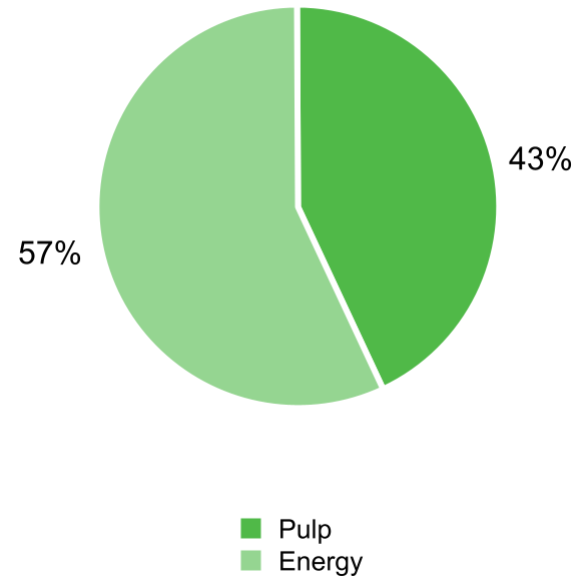
Orders received
EUR 854 million

Net sales
EUR 1,067 million

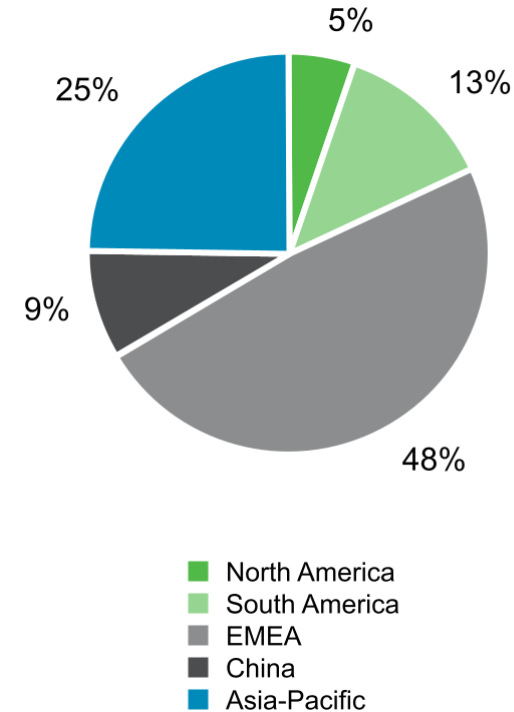
Employees
1,948

Market position
#2 Pulp
#1–3 Energy

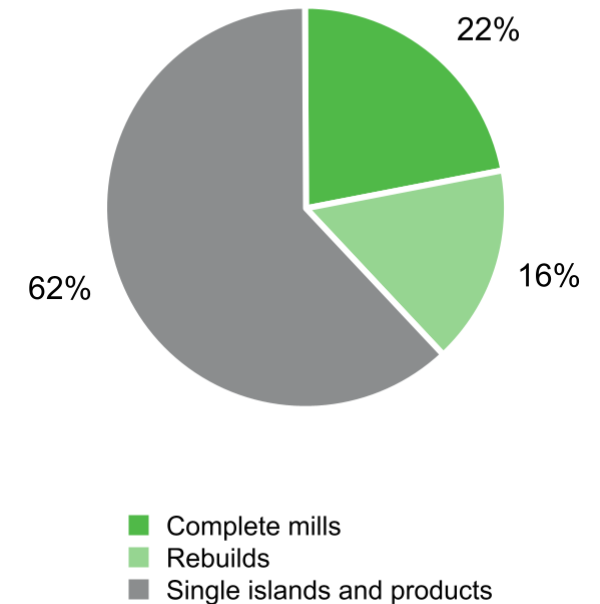
Orders received by industry



Orders received by area



Orders received by scope



Paper business line in 2023

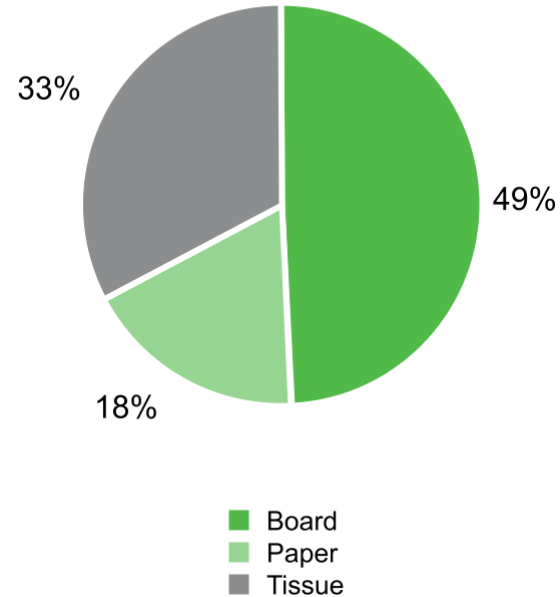
Orders received
EUR 1,002 million

Net sales
EUR 1,353 million

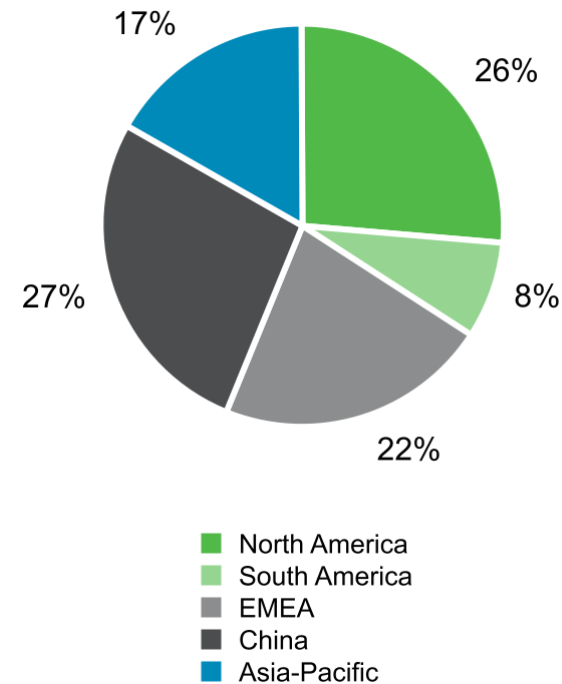
Employees
4,759

Market position
#1 Tissue
#1 Board
#1 Paper

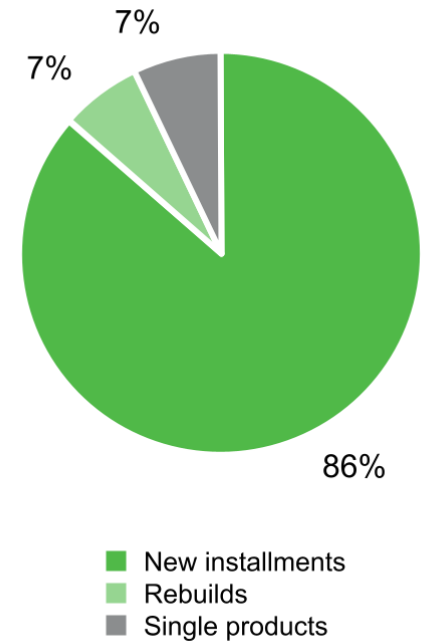
Orders received by paper grade



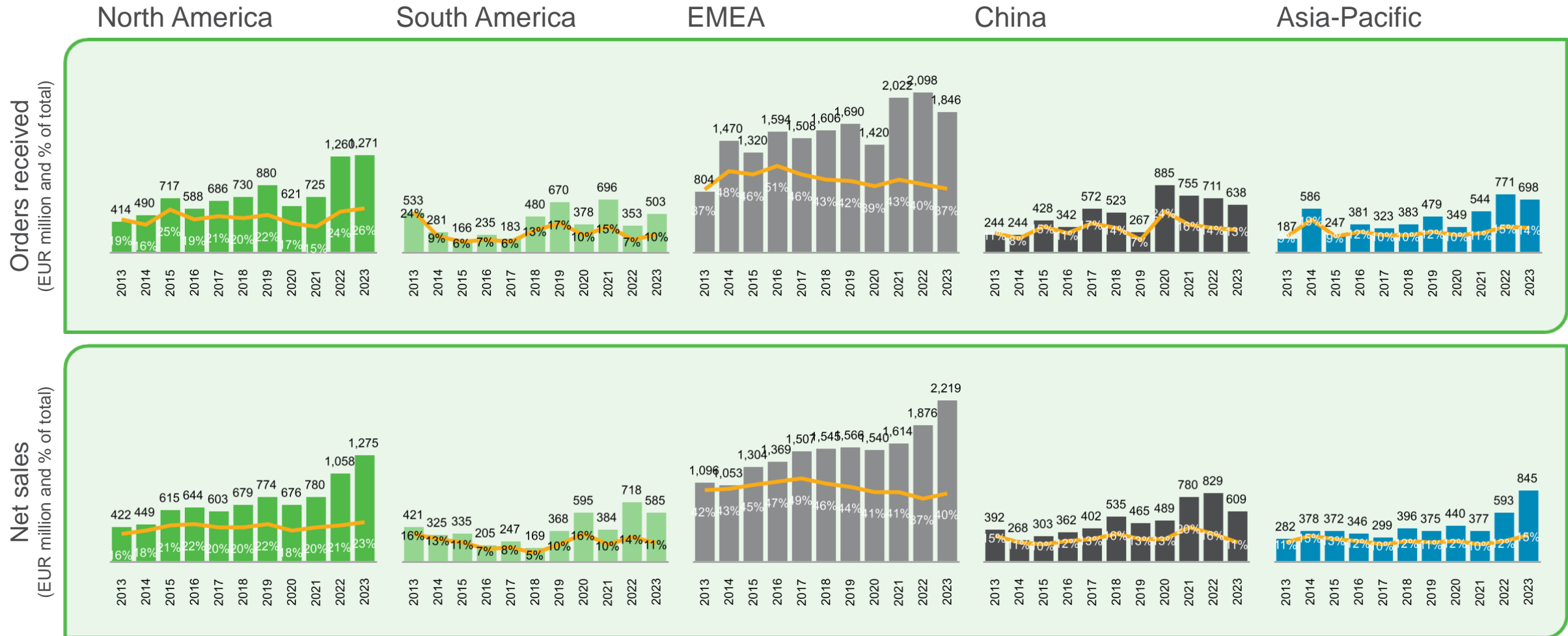
Orders received by area



Orders received by scope

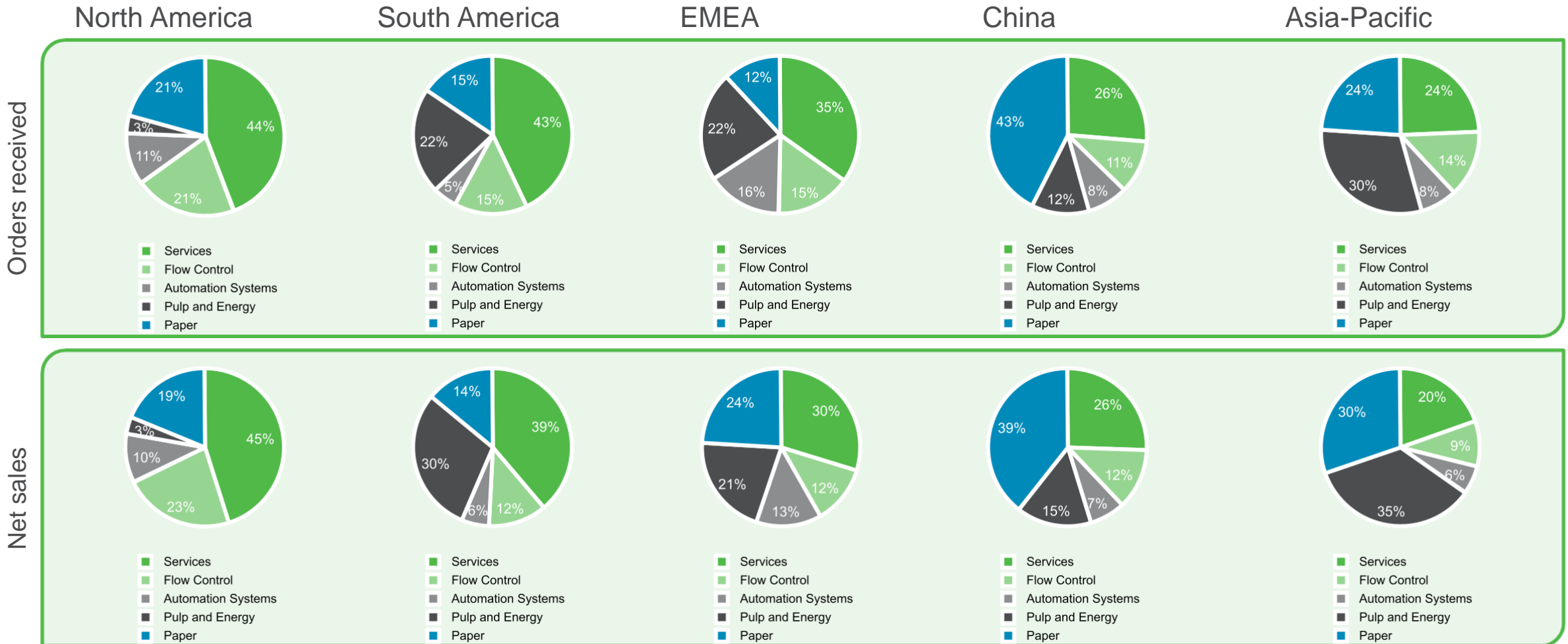


Areas: Orders received and net sales development



2013 figures on a carve-out basis.

Areas: Business line split in 2023



Figures have not been restated.



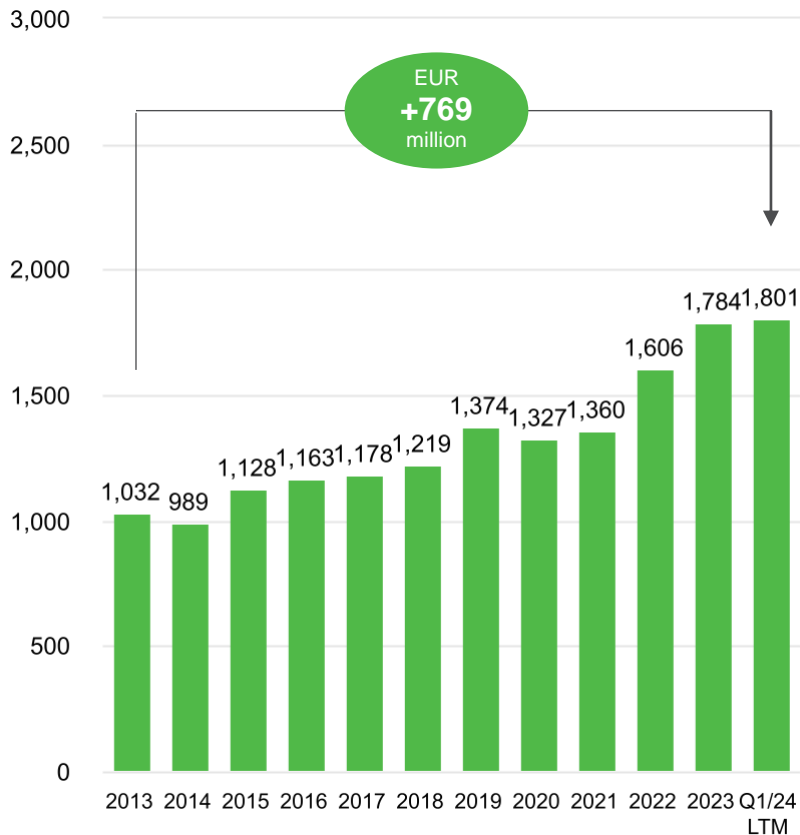
Appendix

Growth and profitability improvement

Strong track record of net sales growth in all segments

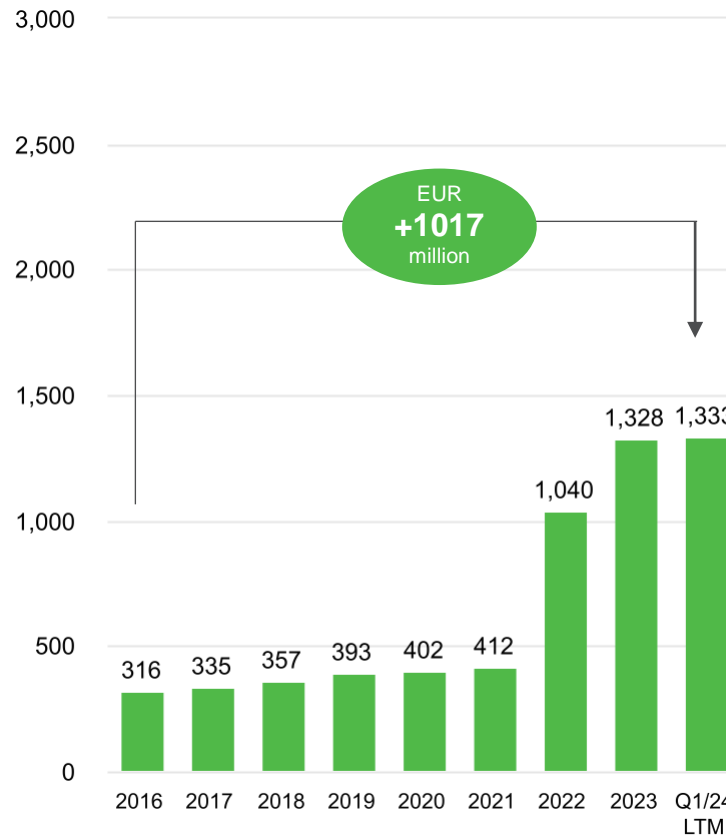
Services

Net sales (EUR million)



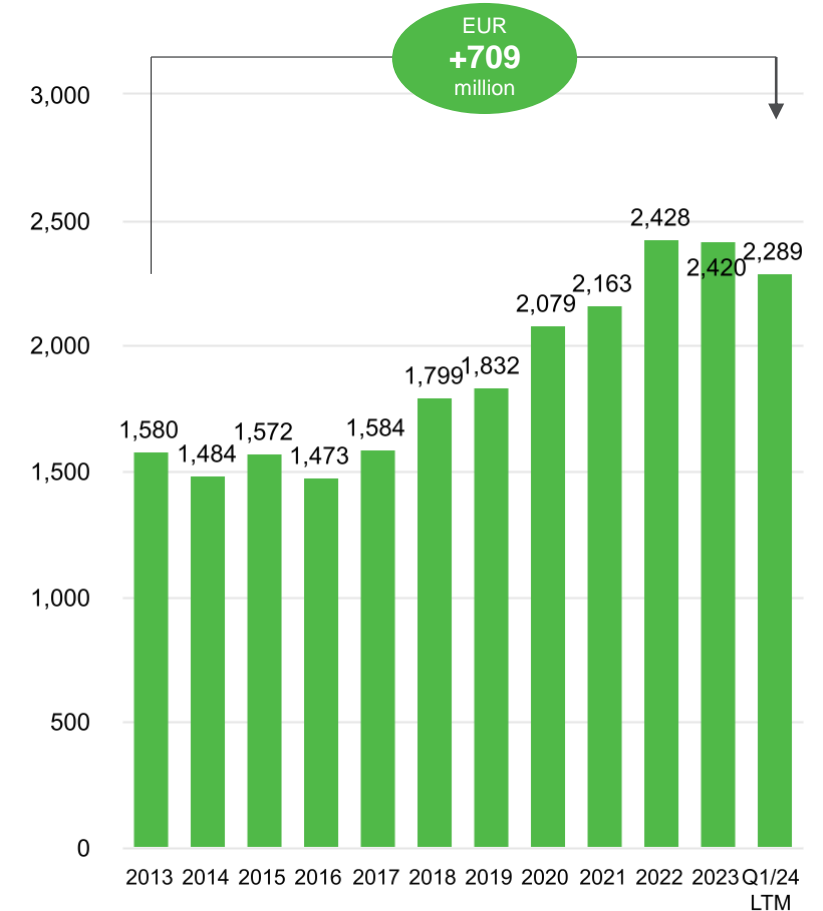
Automation

Net sales (EUR million)



Process Technologies

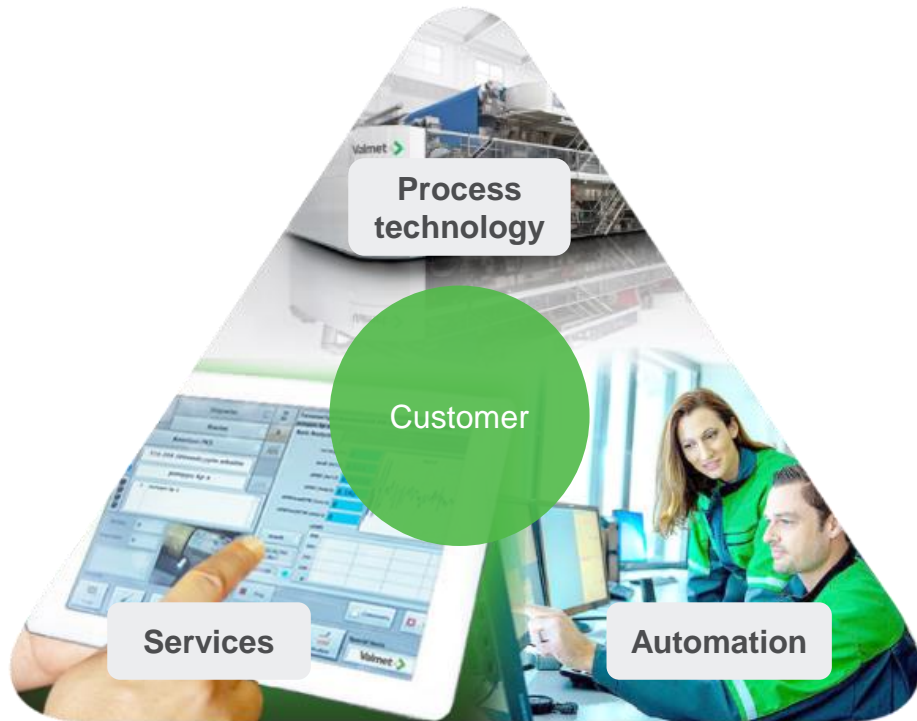
Net sales (EUR million)



Unique offering to support a growing market

Unique offering

Competitive advantage from the widest offering in the market



Strong market drivers

Process Technologies

- E-commerce and global trade
- Renewable materials replacing plastic packaging
- Conversions from paper to board
- Energy transition and CO₂ neutral energy production
- Energy supply security
- Tightening air emissions legislation and stricter directives

Services

- Large and aging global installed base
- Customers' CO₂ reduction targets
- Energy and resource efficiency
- Productivity and end-product quality
- Digitalization, remote services and industrial internet

Automation

- Automation and digitalization are global megatrends
- Aging machines and installed automation systems
- Demand for raw material savings, process efficiencies and sustainability
- Customers' demands on safety, reliability and emissions

Building Valmet on positive megatrends and strategy of renewal and continuous development

| Demand for bio-based products and energy continues to grow | New growth opportunities | Steadily growing stable business | Strategy |
|---|--|---|--|
| <ul style="list-style-type: none">• The large pulp and paper market is growing and supported by favorable megatrends and sustainability• Energy transition creates a growing market for Valmet's energy offering• Valmet has strong market positions and opportunities to increase market share | <ul style="list-style-type: none">• Future growth possibilities from new sustainable innovations• Growth opportunities in energy and process industries in Automation | <ul style="list-style-type: none">• EUR 3.0 billion stable business with high margin• Stable business has high margins and resilience to market cycles• Large and aging installed base generates a significant market | <ul style="list-style-type: none">• Strong track record of successful acquisitions and possibility to continue to invest in selected acquisitions• Strategy based on building the future systematically with renewal and continuous improvement |

Concrete actions to reach Comparable EBITA target of 12–14% through must-wins

Customer

- Grow stable business over two times the market growth
- Maintain and improve market share in Process Technologies
- Improve price and sales management

Technology

- Leverage strong R&D for new product innovations
- Continue to bring advanced technology to the market
- Improve product cost competitiveness

Processes

- Ensure good project operations to reach a positive margin deviation in projects
- Improve supply chain operations to harvest cost savings
- Manage quality throughout the supply chain to minimize quality costs

People

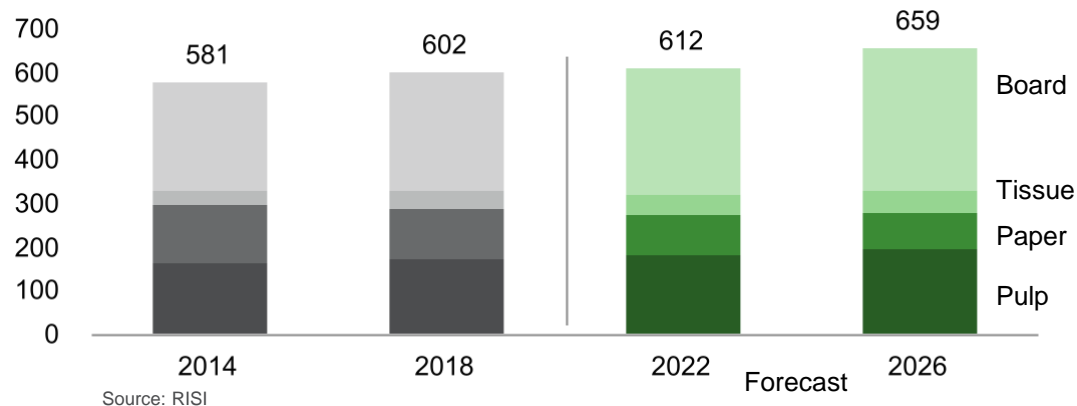
- Increase procurement, production and engineering capabilities in cost-competitive countries
- Utilize global training portfolio to strengthen Must-Win execution

Targeting to increase Comparable EBITA margin in all three segments

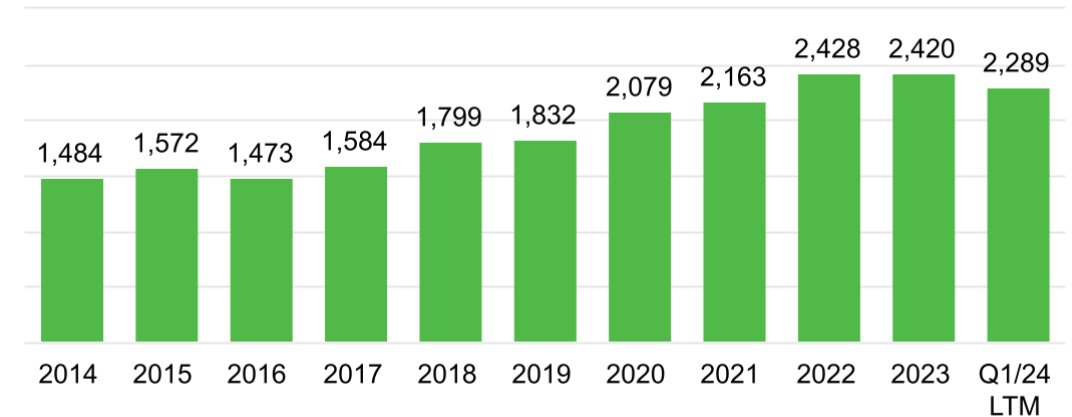
Process Technologies segment benefiting from the growing demand for bio-based products and energy

- New pulp and paper capacity is needed as demand for bio-based products continues to grow
- Energy transition creates a growing market for Valmet's energy offering
- Large old and inefficient installed base generates a significant replacement market for Valmet
- Strong business model with large prepayments and low capacity costs
- Comparable EBITA margin 4.4% (Q1/2024 LTM)

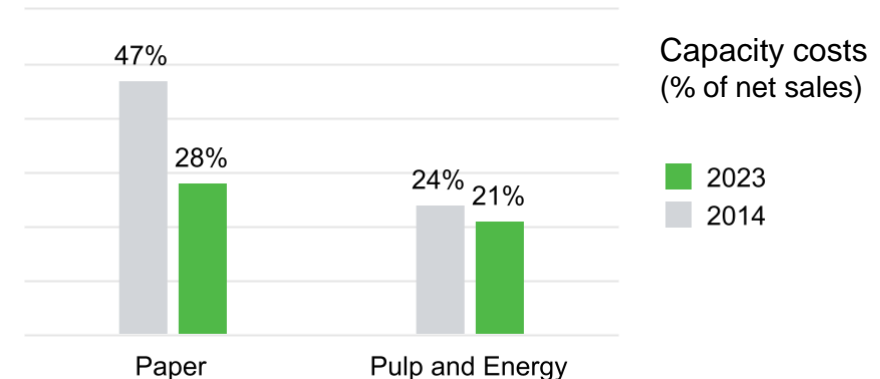
Demand for pulp and paper continues to grow (Global demand, Mton)



Net sales (EUR million)



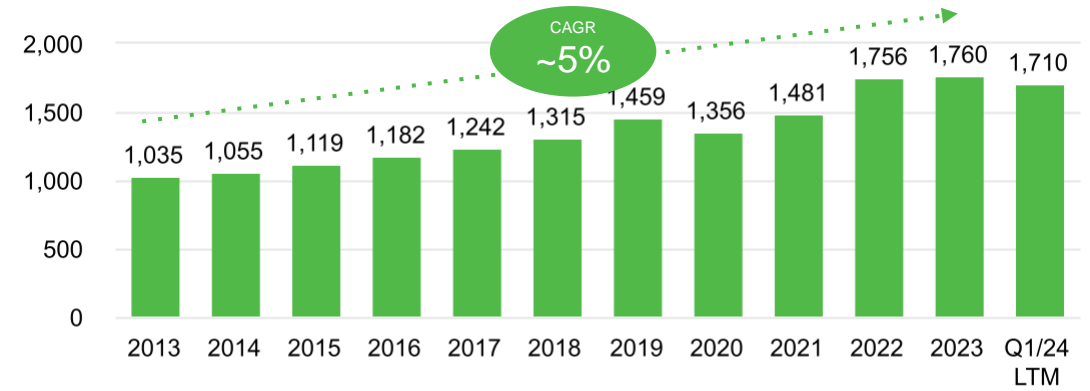
Valmet's operational efficiency has increased



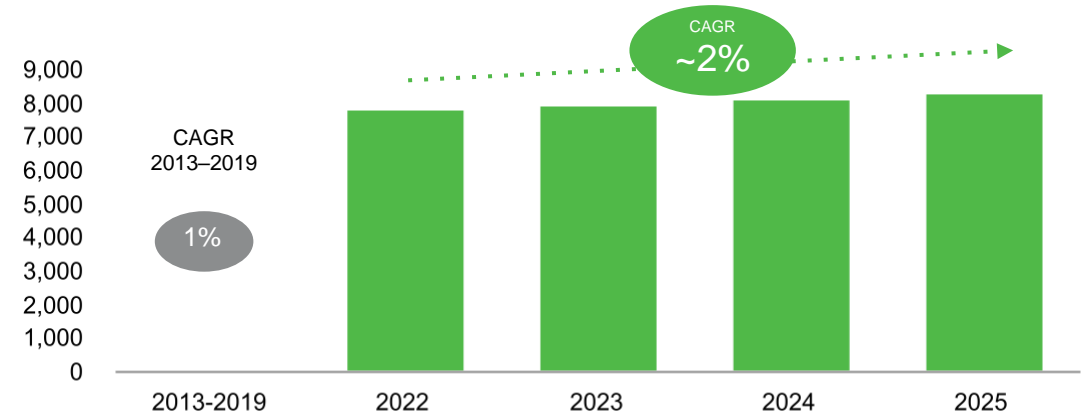
Services segment's demand driven by large and growing global installed base

- Valmet's Services is a growing and recurring business
- Demand driven by large and growing global installed base
- Roughly EUR 8 billion addressable market estimated to grow 2% annually
- Target to continue to grow over two times the market growth
- Competitive advantage from the widest offering in the market
- Strong presence in all market areas covering all key customer corporations
- Solid track record for growth
- Comparable EBITA margin 17.2% (Q1/2024 LTM)

Orders received (EUR million)



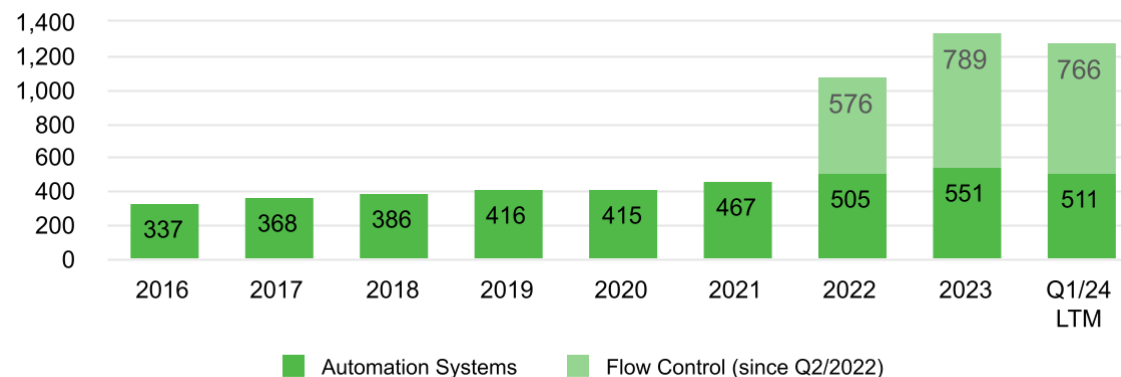
Service market development and estimate (EUR million)



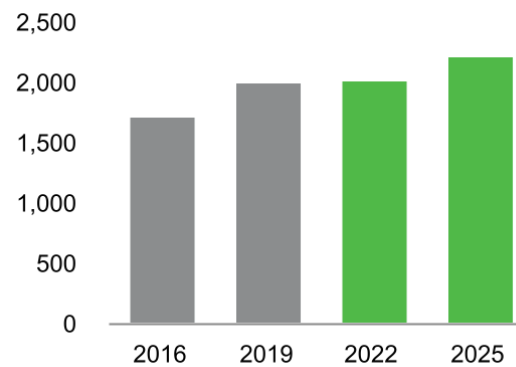
Automation segment with high growth and profitability

- Valmet's Automation is a growing and recurring business
- Large addressable target market estimated to grow ~3% annually
- Target to continue to grow over two times the market growth
- Sustainability, digitalization and targets for operational efficiency drive the market for Automation Systems
- Flow control market for critical valves and valve automation has barriers of entry enabling solid profitability for leading players
- Opportunities to grow outside the core pulp and paper industry organically and through M&A
- Comparable EBITA margin 18.7% (Q1/2024 LTM)

Orders received (EUR million)

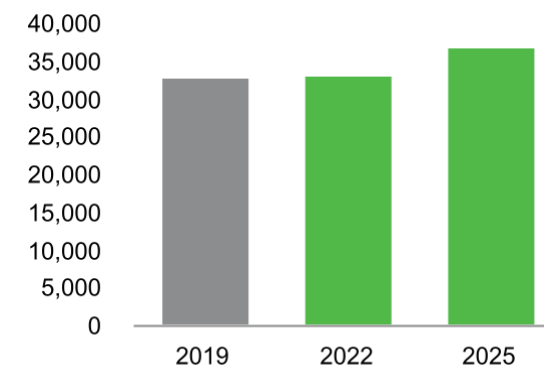


Automation Systems target market (EUR million)



Source: ARC 2021-2026 material

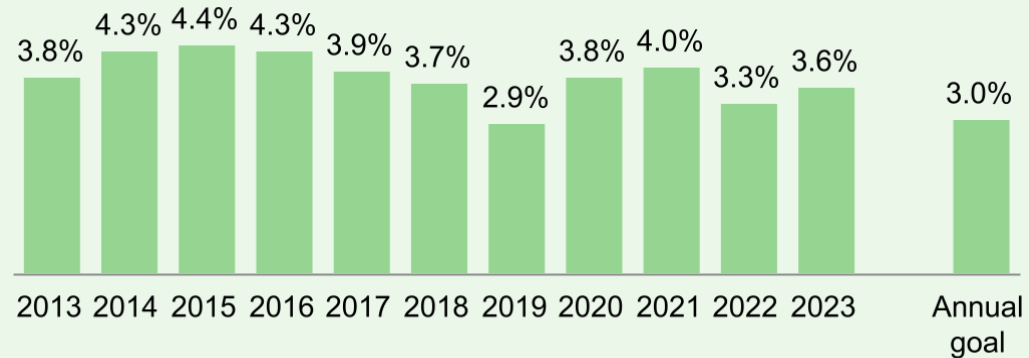
Flow Control market (EUR million)



Source: Frost & Sullivan

Procurement and quality cost development

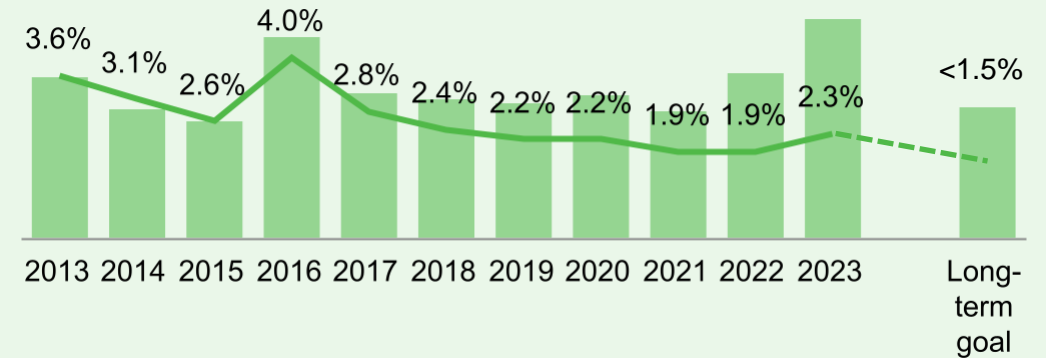
Implemented procurement savings of annual direct spend



Targeting >3% of procurement savings annually

- Increasing local and cost-competitive country purchases
- Increasing design-to-cost (DTC) to create new sources for savings
- More supplier involvement through supplier relationship management
- Continuing sustainable supply chain implementation

Quality costs (% of net sales)

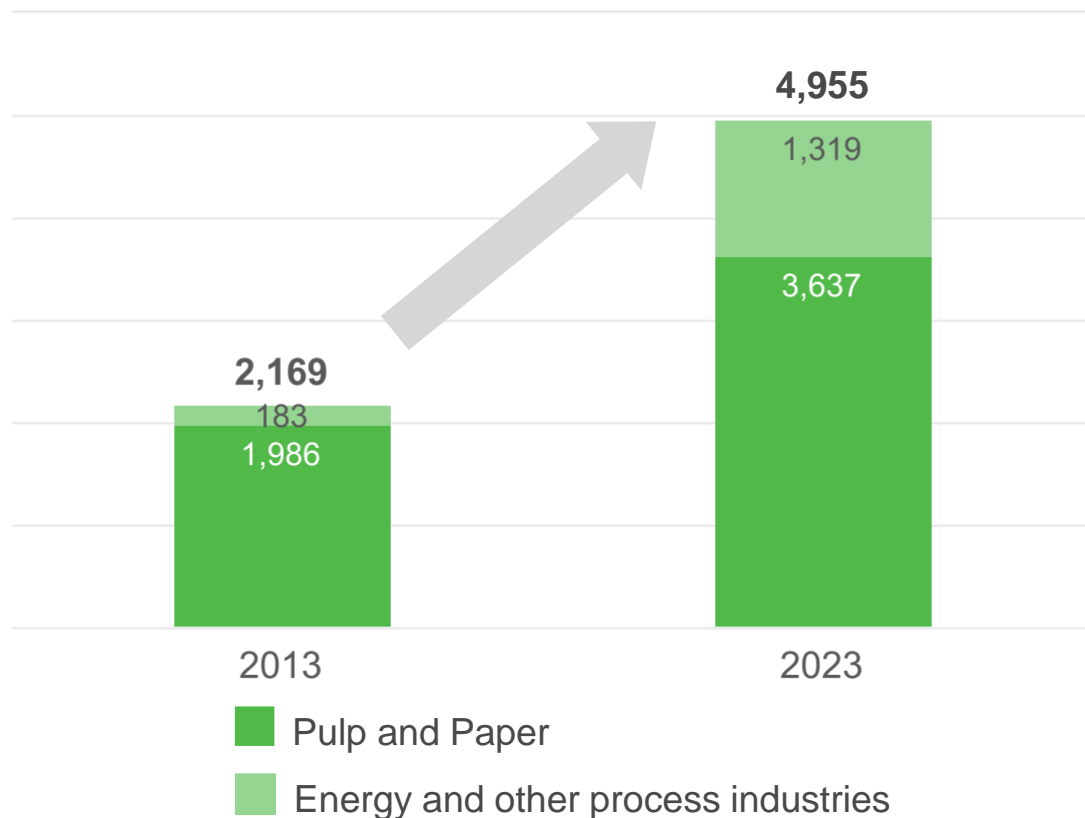


Long-term quality costs goal <1.5% of net sales

- Adding focus on global processes and Global Management System
- Focused quality development projects related to supplier quality, quality assurance and quality control, continuous improvement, audit and risk management

Valmet's development to a more stable company with more diversified industry exposure

Orders received (EUR million)



- Valmet's orders received from energy and other process industries amounted to over EUR 1.3 billion in 2023
- Since 2013 Valmet's orders received have grown organically and through acquisitions both in pulp and paper, and in energy and other process industries
- Valmet acquired Automation Systems in 2015 and the merger with Neles (Flow Control) was finalized in 2022
- EUR 744 million of the orders received in Energy and other process industries were from Automation segment in 2023

Opportunities to strengthen Services, Automation and Process Technologies segments through acquisitions

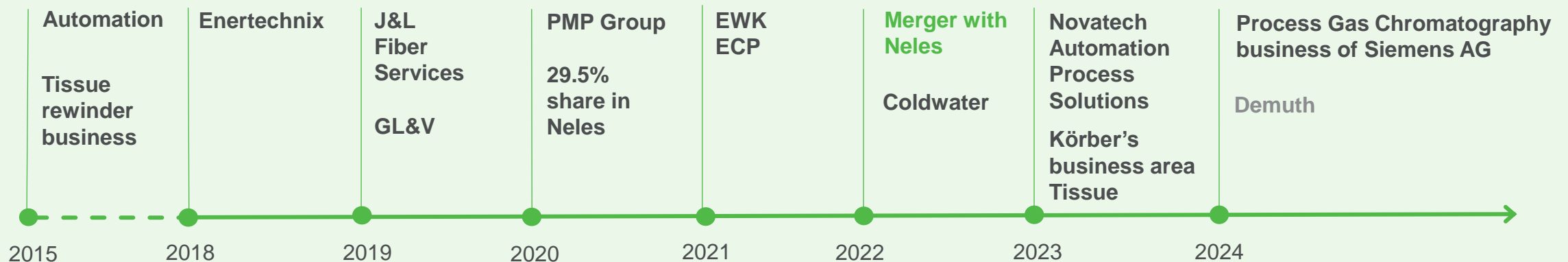
Strong track record of successful acquisitions

- 12 acquisitions made since becoming an independent company in 2014
- Total investment in acquisitions and in the merger with Neles about EUR 2.5 billion

Acquisition strategy

- Opportunities to strengthen Services, Automation and Process Technologies segments
- Selective acquisitions with a clear industrial logic and synergies
- Targeting to support Valmet in reaching financial targets
- Approximately 50 cases evaluated annually

Track record of successful acquisitions



Acquisitions in 2023 and 2024

NovaTech Automation's Process Solutions business

- The acquisition strengthens Valmet's Automation segment with a reliable batch distributed control system (DCS)
- Net sales amounted to approximately USD 18 million in 2022 and the business operates in the United States and the Benelux countries
- Completed on January 3, 2023

Tissue Converting business from Körber

- Tissue Converting strengthens Valmet's Process Technologies and Services segments
- In 2023, net sales of the business amounted to EUR 296 million, of which EUR 76 million was booked to Valmet
- The business employs around 1,170 employees in Italy, Brazil, the U.S., China and Japan
- Completed on November 2, 2023

Process Gas Chromatography business of Siemens

- Process Gas Chromatography business will strengthen Valmet's Automation segment and process automation offering
- In 2022, net sales of the business amounted to approximately EUR 120 million and pro-forma adjusted EBITDA margin was approximately 10%
- The business employs around 300 people, and its main locations are in the USA, Germany, and Singapore
- Completed on April 2, 2024

Demuth

- Demuth will strengthen Valmet's wood handling technology offering and services presence in South America
- Net sales of Demuth have been around EUR 20–30 million annually and the company employs around 300-400 people
- The acquisition is subject to relevant competition authority approvals and is estimated to be completed during the second or third quarter of 2024

Merger of Valmet and Neles created a leading company with a unique offering for process industries globally

- Merger of Valmet and Neles was registered and the combination of Valmet's and Neles' business operations completed on April 1, 2022
- Valmet acquired 29.5% of Neles shares in 2020 for EUR 456 million, average price per share was EUR 10.27
- Merger consideration to Neles' shareholders was approximately 34.7 million Valmet shares, amounting to EUR 978 million
- The total cost of Neles' shares acquired by Valmet amounted to EUR 1,434 million
- Valmet's share price at the end of March 31, 2022, was EUR 28.21
- Valmet's number of shares increased to approximately 184.5 million
- Neles' extra distribution before the merger to Neles shareholders was EUR 2.00 per share
- Starting from Q2/2022, Neles is part of Valmet's Automation segment and forms the fifth business line to Valmet, called Flow Control

Acquisition of Körber's Business Area Tissue

Acquisition in brief

- On July 7, 2023, Valmet entered into an agreement to acquire Körber Group's Business Area Tissue. The transaction was closed on November 2, 2023
- The enterprise value is approximately EUR 380 million¹
- The acquired business will operate integrated in Valmet's Paper business line as business unit Tissue Converting
- In Valmet's reporting, the process technology part of the business will be consolidated to Paper business line and the services part to the Services business line

Körber Group's Business Area Tissue in brief

- Process technologies as well as related services and automation for converting the jumbo reels of tissue paper into final tissue products for consumers and the Away from Home segment
- The broadest offering in the tissue converting industry
- In 2022, net sales amounted to EUR ~305 million and adj. EBITDA margin ~12%
- A strong and growing services business, which accounted for 36% of total net sales in 2022
- HQ in Italy and ~1,170 employees in Italy, Brazil, China, Japan and the U.S.

Strategic rationale of the acquisition

- Creating the markets' widest technology, automation and services offering for the growing tissue industry
- Strengthen both Process Technologies and Services segments
- The combination of Valmet's legacy tissue offering and the acquired tissue converting is complementary and good strategic fit
- The combination forms a strong basis to create new business opportunities and serve our customers even better
- Valmet estimates that the acquisition will bring sales, service and cost synergies worth of EUR 8 million by the end of 2026

1) On a cash and debt free basis subject to ordinary post-closing adjustments



Acquisition of the Process Gas Chromatography business of Siemens

Acquisition in brief

- Valmet entered into an agreement on July 14, 2023, to acquire the Process Gas Chromatography business of Siemens AG
- The enterprise value is EUR 102.5 million¹
- The acquisition was completed on April 2, 2024
- The acquired business is integrated into Valmet's Automation Systems business line as a business unit called Analyzer Products and Integration

Siemens Process Gas Chromatography business in brief


- Gas Chromatographs are used to measure the chemical composition in gases and evaporable liquids in all stages of production
- Market leader in process gas chromatography
- The Maxum brand is widely known in process industries and used extensively by world's leading industrial customers
- In 2022, net sales of the acquired business amounted to approximately EUR 120 million and pro-forma adjusted EBITDA margin was approximately 10%

Strategic rationale of the acquisition

- The acquired offering complements Valmet's existing automation offering, industry reach and expertise
- The acquisition strengthens Valmet's Automation segment and process automation offering
- The acquisition strengthens Automation Systems business footprint in North America, Asia-Pacific, and Europe



1) On a cash and debt free basis subject to ordinary post-closing adjustments



Appendix
**Shareholders and share price
development**

Largest shareholders on May 31, 2024

Based on indicative data collected by Modular Finance

| # | Shareholder name | Number of shares | % of shares and votes |
|----|--|--------------------|-----------------------|
| 1 | Oras Invest Oy | 19,200,000 | 10.40% |
| 2 | Solidium Oy | 18,640,665 | 10.10% |
| 3 | Swedbank Robur Fonder | 9,994,016 | 5.42% |
| 4 | Varma Mutual Pension Insurance Company | 7,045,983 | 3.82% |
| 5 | Ilmarinen Mutual Pension Insurance Company | 6,855,818 | 3.72% |
| 6 | Vanguard | 6,384,757 | 3.46% |
| 7 | BlackRock | 4,091,363 | 2.22% |
| 8 | Capital Group | 3,518,554 | 1.91% |
| 9 | Dimensional Fund Advisors | 3,076,934 | 1.67% |
| 10 | Norges Bank | 3,042,793 | 1.65% |
| | <i>10 largest shareholders, total</i> | 81,850,883 | 44.36% |
| | <i>Other shareholders</i> | 102,678,722 | 55.64% |
| | Total | 184,529,605 | 100.0% |

Five latest flagging notifications

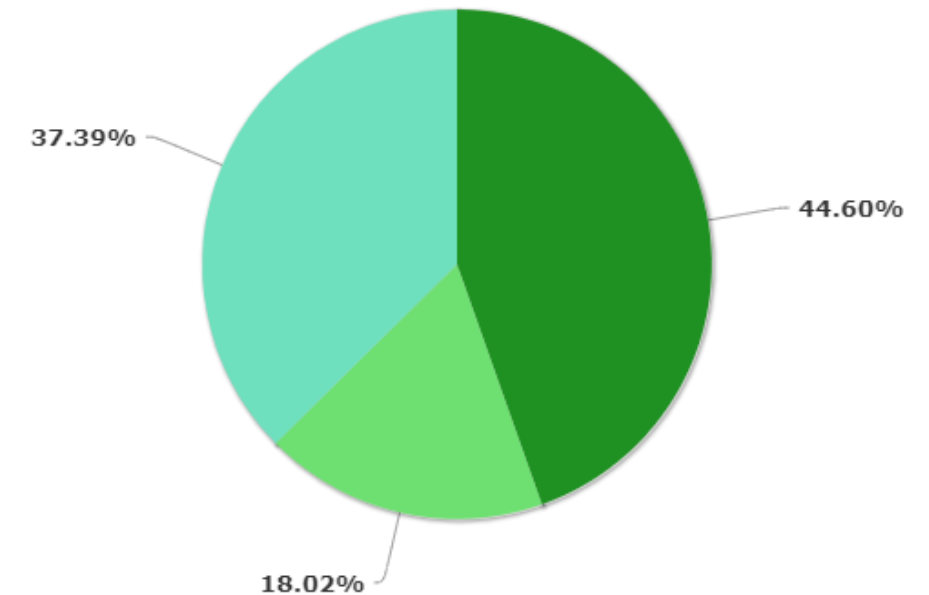
| Date of transaction | Shareholder | Number of shares | % of shares and votes |
|---------------------|-------------------------------|------------------|-----------------------|
| Mar 8, 2024 | Swedbank Robur Fonder AB | 9,393,316 | 5.09% |
| Jan 26, 2024 | Oras Invest Oy | 18,850,000 | 10.22% |
| Jan 5, 2024 | The Goldman Sachs Group, Inc. | 4,898,323 | 2.65% |
| Dec 27, 2023 | The Goldman Sachs Group, Inc. | 12,376,070 | 6.71% |
| Dec 15, 2022 | Oras Invest Oy | 9,300,000 | 5.04% |



Shareholder structure on May 31, 2024

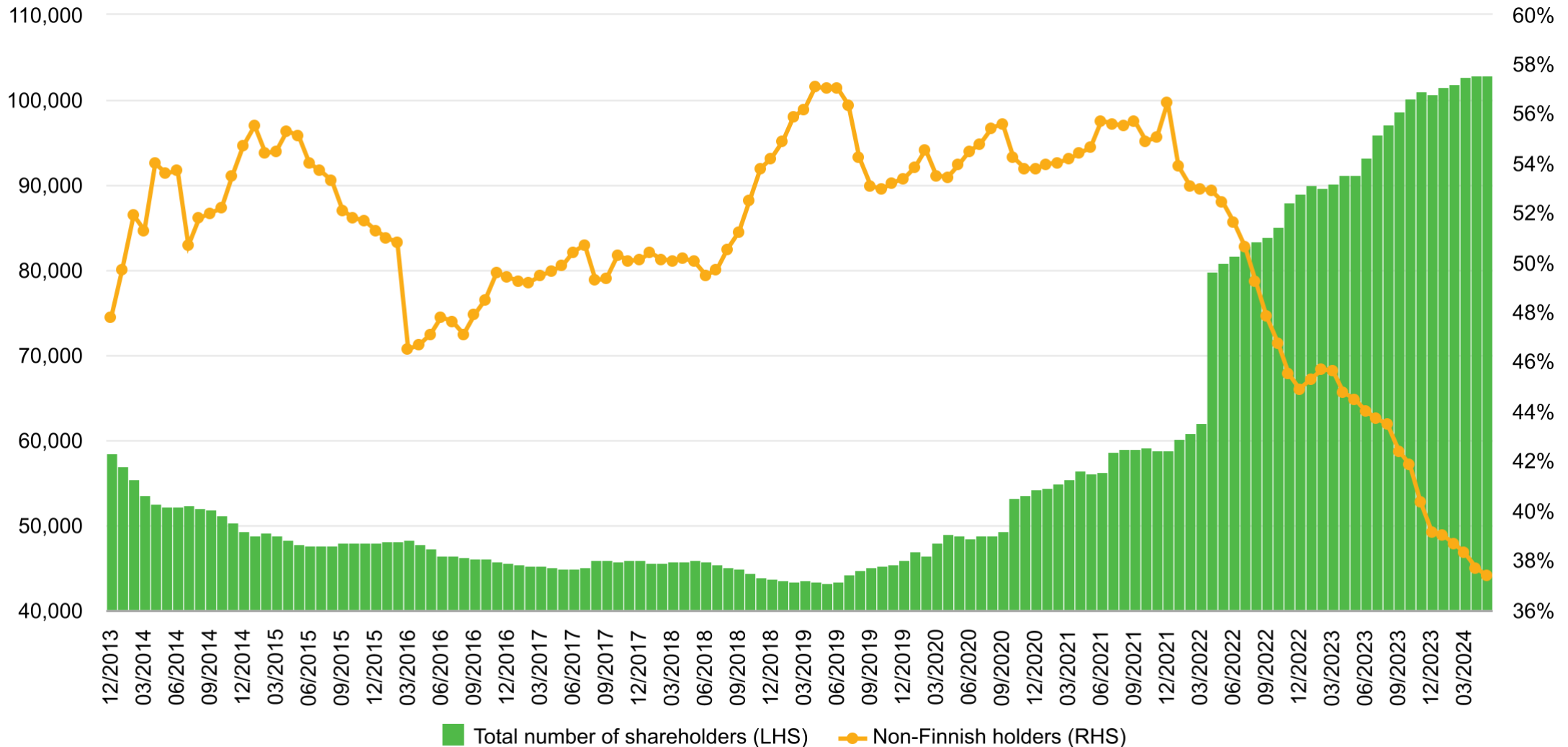
Based on Euroclear data. The classification of sectors determined by Statistics Finland.

| Sector | Shareholders | | Shares | |
|---|--------------|--------|-------------|--------|
| | Number | % | Number | % |
| Finnish institutions, companies and foundations | 4,909 | 4.77 | 82,287,990 | 44.60 |
| Finnish private investors | 97,476 | 94.75 | 33,247,724 | 18.02 |
| Nominee registered and non-Finnish holders | 496 | 0.48 | 68,983,322 | 37.39 |
| Total | 102,881 | 100.00 | 184,519,036 | 100.00 |
| In the joint book-entry account | 0 | | 10,569 | |
| Number of shares issued | 102,881 | | 184,529,605 | |



Share of non-Finnish holders and number of shareholders

At the end of May 2024, Valmet had 102,881 shareholders and 37% of the shares were held by investors outside Finland



Valmet share price development

Valmet share price development vs OMXH price index, last 3 years



| Share price during 2024 | Valmet | OMX Helsinki |
|--------------------------|--------|--------------|
| December 31, 2023 | 26.11 | 10,098 |
| May 31, 2024 | 24.66 | 10,244 |
| High | 27.82 | 10,445 |
| Low | 22.82 | 9,651 |
| Market cap (EUR million) | 4,550 | |


| | Volume 2024 | % of outstanding |
|----------------------------------|-------------|------------------|
| Total | 49,919,224 | 27.1% |
| Median | 405,946 | 0.2% |
| Average | 475,421 | 0.3% |
| Average, EUR | 11,884,190 | |
| Max | 1,666,027 | 0.9% |
| Min | 175,915 | 0.1% |
| No. of shares outstanding | 184,172,029 | |

Source: FactSet, Nasdaq



Appendix
Offering

Services: Strong market position with market's widest offering



Performance Parts

- Spare parts
- Consumables

- High-quality spare parts, upgraded parts and retrofits
- Process consumables with process knowledge



Fabrics

- Paper machine clothing
- Filter fabrics

- Application expertise with high-quality clothing
- Various filtration applications and reliable deliveries
- High market share in projects



Rolls and workshop services

- Rolls
- Roll covers
- Roll maintenance
- Workshop services

- Wide geographical workshop coverage
- New competitive products



Board, Paper and Tissue Solutions

- Improvement projects
- Field services
- Lifecycle agreements
- Outsourcing

- Large and growing Valmet installed base
- Process and project execution knowhow
- Strong Field services network
- Strong references



Pulp and Energy Solutions

- Improvement projects
- Field services
- Lifecycle agreements
- Outsourcing

- Large and growing Valmet installed base
- Process and project execution knowhow
- Strong Field services network
- Strong references

Offering

Competitive advantages

Services: Unified way to serve aims at excellent customer experience



We aim to understand customer strategy and needs

- Understanding customer strategy and need through Corporate account management and Mill Teams
- Mill team: Mill Sales Manager and product experts appointed for the mill
- Mill Team having annual targets to grow Valmet's market share at the customer
- One point of contact to customers



Sales actions planned based on customer needs

- Aligning customer targets with Valmet's sales and service actions through annual sales planning
- Over 10,000 actions each year



Continuous collaboration through lifecycle approach

- Right combination of services for every stage in the lifecycle
- Delivery by products, agreements, projects



High customer satisfaction

- Customer satisfaction measured with Net Promoter Score (NPS)
- NPS target 70%
- Detractor comments leading to fast corrective actions

Flow Control: High-quality product portfolio for valve and valve automation needs



Valve controllers

- Valve controllers for control and on-off valves
- Intelligent safety solenoids
- Limit switches

Actuators

- Pneumatic actuators
- Hydraulic actuators
- Electric actuators

Valves

- Control valves
- On-off valves
- ESD valves

Flow Control market position¹

2–3

5–7

~10

Automation Systems: High technology and competitive offering



Distributed Control Systems (DCS)



Quality Management Systems (QMS)



Analyzers and Measurements

Offering

- Highly integrated, renewing Valmet DNA Automation System for process control, monitoring and applications for different industries
- Automation services and Industrial internet solutions

- Valmet IQ Quality control system for pulp and paper
- Quality management applications to optimize resource usage and quality
- Automation services and Industrial internet solutions

- For measuring and optimizing different variables in industrial processes
- Automation services and Industrial internet solutions

Competitive advantages

- Integrated, industrial internet ready automation platform with wide application offering for focus industries
- User experience focused web-based user interface with secure access
- Future-proof technology - lifetime compatibility

- World's widest offering in quality management for board and paper
- Integrated to automation platform
- Quality optimization across the value chain all the way from fibers to finished product (e.g., carton board boxes)

- World's widest and most trusted offering for pulp and paper
- Measurements to adjacent markets like wastewater
- Unique combination of advanced process controls and optimization: a solid base of data for mill-wide optimization

Automation Systems: Customers investing in improving their operations

Real-time & predictive control and optimization

5. Optimization Applications
Optimized production of the entire mill, plant or fleet

3. Analyzers & Measurements, Valves
Process data for control and optimization

2. Intelligent Process Equipment
Diagnostics data for control and optimization

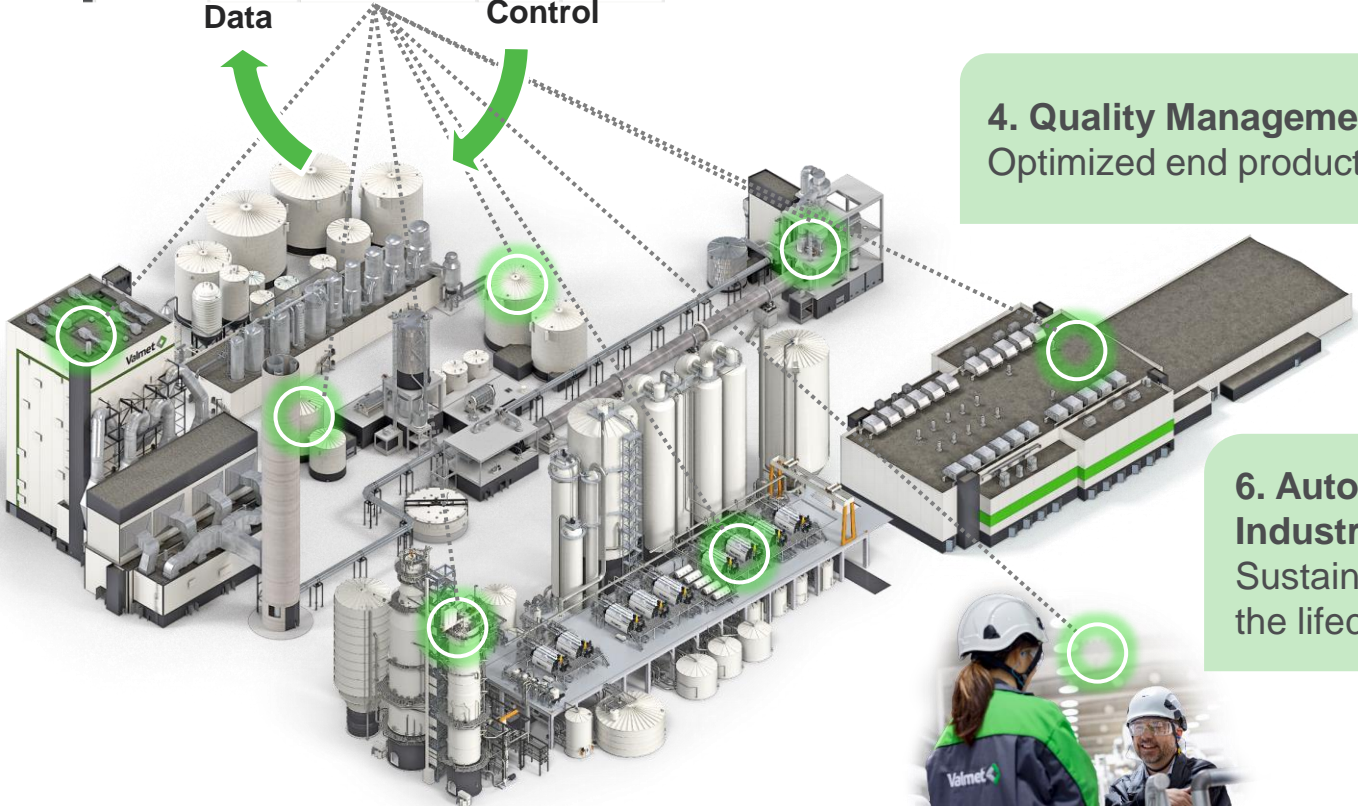


secure connection to cloud

1. Distributed Control Systems
Reliable process control

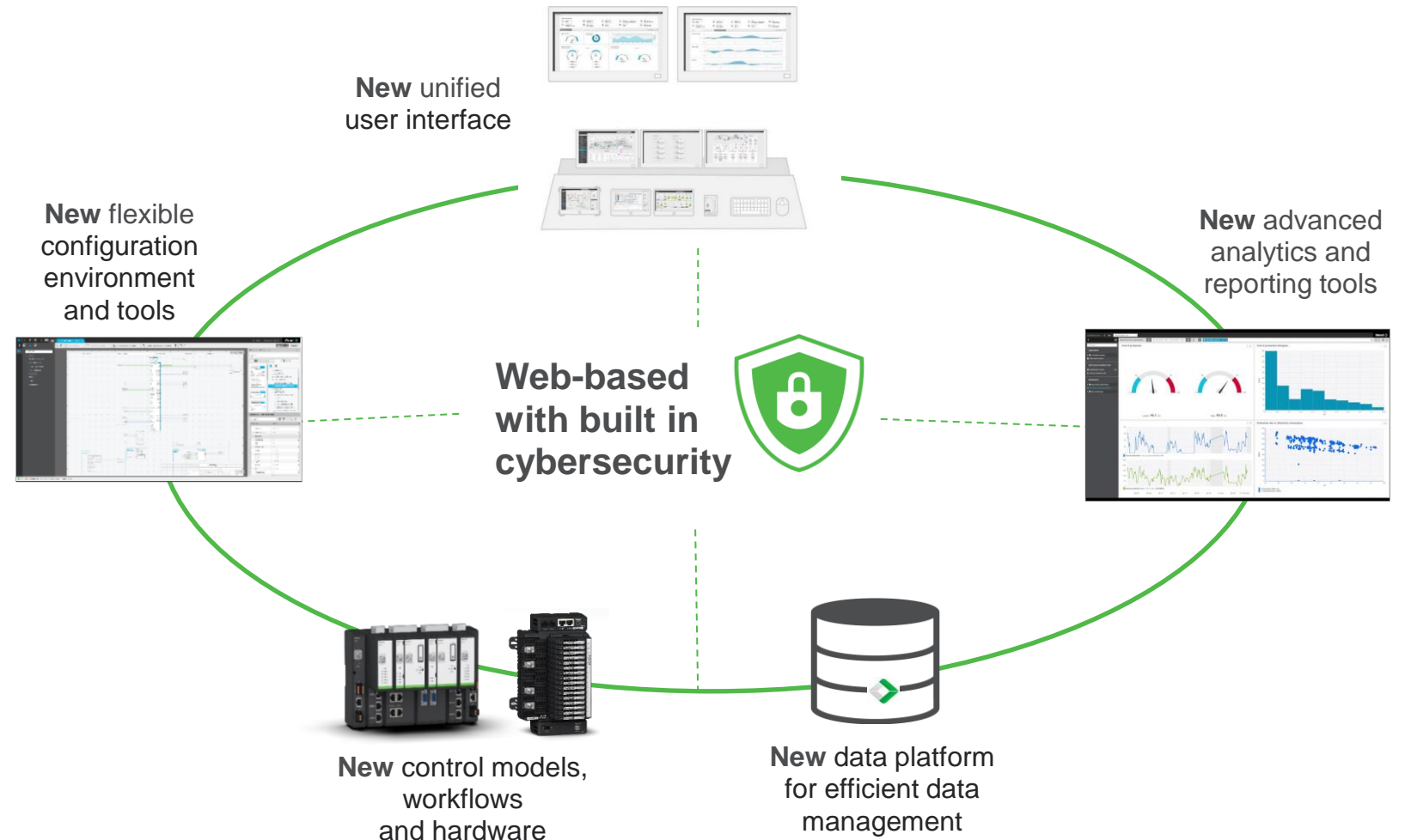
4. Quality Management Systems
Optimized end product quality

6. Automation Services and Industrial Internet Solutions
Sustainable performance over the lifecycle



Valmet DNAe – the future-proof Distributed Control System (DCS)

- On April 9, 2024, Valmet launched its new DCS system, Valmet DNAe
- Represents a major milestone in process automation and increases the competitiveness of Valmet's DCS offering
- Fully web-based platform with industry-leading user experience and cybersecurity
- Helps customers improve efficiency, productivity, sustainability and safety of their operations
- Provides a solid platform for moving towards more digitalized, autonomous operations
- In 2023, orders received of Valmet's DCS amounted to roughly EUR 314 million



Major step in Valmet's strategy for growing automation business further to a wide base of process industries globally

Supports Valmet's financial target of growing over two times the market growth in the Automation segment

Leading pulp and energy technology offering



Pulp

Complete mills and lines

- Complete chemical pulp mills from wood handling to bales
- Mechanical pulping lines (BCTMP, CTMP)
- Plant-wide project execution and management

Single islands and products

- Chemical pulp mill islands
- Defibrators for fiberboard production
- Prehydrolysis BioTrac systems
- LignoBoost plants
- Textile recycling technology

- Mill-wide offering with automation and services
- Optimized production, energy efficiency and environmental performance
- Local presence through Area organization

- Leading technology e.g. G3 Cooking with strong market success
- Leading mechanical pulping (CTMP) solutions
- Strong position in new products
- Excellent energy and environmental performance



Energy

Boilers and power plants

- Fluidized bed boilers – using biomass, waste and residues
- Biomass gasifiers
- Modular power plants
- Emission control systems (SOx, NOx and dust removal)

- Strong expertise in biomass-based power and heat
- Excellent fuel flexibility with fluidized bed technology
- Large reference base
- Local presence through Area organization and partners

Rebuilds and conversions

- Boiler fuel conversions from fossil to biomass
- Boiler production capacity upgrades
- Emission reduction projects

- Technical knowledge of the process including fuel handling, combustion and emission control
- Various complementing technologies
- Large reference base

Offering


Competitive advantages

Unmatched scope in Board, Paper and Tissue



Valmet Tissue Converting: Creating the market's widest offering for tissue industry

Technologies, services and automation for the entire tissue value chain – from fiber to a finished end product



Stock preparation

Tissue machine

Tissue rewinder



Converting line



- With Tissue Converting, Valmet now has the market's widest portfolio of process technologies, services and automation solutions for the entire tissue value chain
- The leading tissue making and converting technologies combined with Valmet Industrial Internet will enable significant productivity as well as end-product quality improvements for tissue customers

Driving rebuilds towards resource-efficient board production

Energy consumption¹
-18%

2012–2022:
from 1,150 to 950 kWh/t

Fiber savings¹
-10%

2012–2022:
from 100 to 90 g/m²

Optimized performance
with Industrial Internet
solutions

Bio-packaging
with new coating solutions

OptiFlo with Aqua headbox
Solution for multilayering with single headbox

OptiFormer Hybrid with Sleeve roll
Solution for capacity and strength improvement

OptiPress Center with Metal belt
Towards increased dry content and decreased draw

Steel cylinder
Solution for higher drying efficiency

OptiSizer HardSizer with Hard Nip
Solution for improved strength

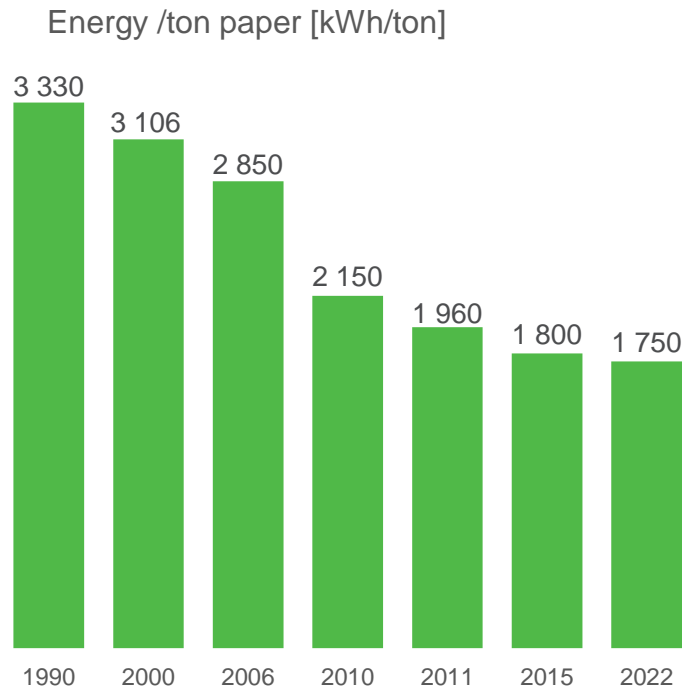
OptiCalender Metal Belt
Better surface quality and higher bulk

Aqua Cooling
Improved bulk

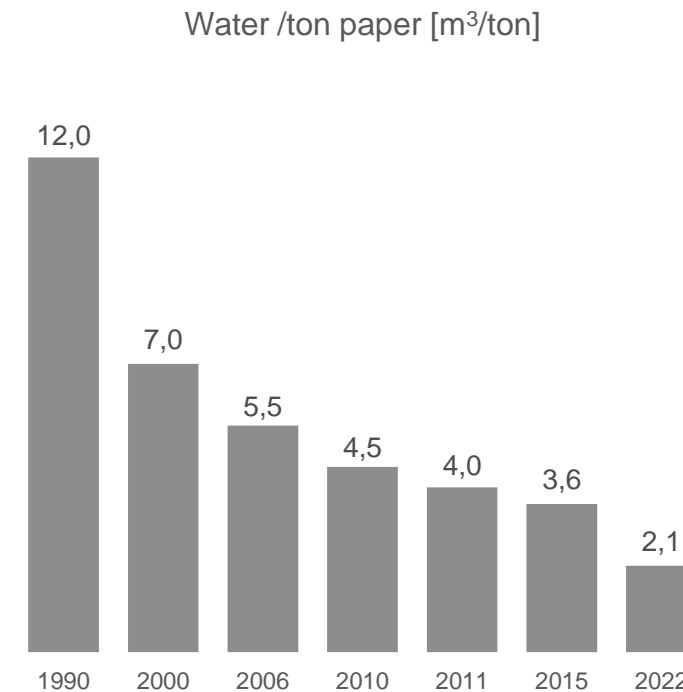


Driving development of resource-efficient tissue production

47% less energy¹



80% less water¹



Less fiber consumption²





Appendix
Management and remuneration

Board of Directors



Mikael Mäkinen
(b. 1956)
Chair of the Board
Finnish citizen

- M.Sc. (Eng.)
- Other positions of trust:
 - Chair of the Board of AkerArctic Technology Inc. and Corvus Energy
 - Board member in SSAB AB and Finnlines Oyj
- Share ownership: 11,906
- Independent of company: Yes
- Independent of owners: Yes



Jaakko Eskola
(b. 1958)
Vice Chair of the Board
Finnish citizen

- M.Sc. (Eng.)
- Other positions of trust:
 - Chair of the Board of Enersense International Oyj, Cargotec Oyj, Varma Mutual Pension Insurance Company, Technology Industries of Finland, Oy HIFK-Hockey Ab
- Share ownership: 4,870
- Independent of company: Yes
- Independent of owners: Yes



Anu Hämäläinen
(b. 1965)
Board member
Finnish citizen

- M.Sc. (Econ.)
- CFO at Kesko Corporation
- Other positions of trust:
 - Board member of Finnish Fund for Industrial Cooperation Ltd. (FINNFUND) and Vähittäiskaupan Tilipalvelu VTP Oy
- Share ownership: 4,196
- Independent of company: Yes
- Independent of owners: Yes



Pekka Kemppainen
(b. 1954)
Board member
Finnish citizen

- Lic.Sc. (Tech.)
- Other positions of trust:
 - Board member in Bittium Oyj and Junttan Oy
- Share ownership: 6,535
- Independent of company: Yes
- Independent of owners: Yes



Per Lindberg
(b. 1959)
Board member
Swedish citizen

- M.Sc. (Eng.), PhD (Industrial Management)
- Senior Advisor at Peymar Holding AB
- Other positions of trust:
 - Chair of the BoD of Permascand AB and Nordic Brass Gusum AB
 - Board member in Boliden AB, Vattenfall AB and ReOcean AB
- Share ownership: 3,591
- Independent of company: Yes
- Independent of owners: Yes



Annareetta Lumme-Timonen
(b. 1967)
Board member
Finnish citizen

- M.Sc. (Tech.), D.Sc. (Tech.)
- Investment Director at Solidium Oyj
- Other positions of trust:
 - Board member of Anora Group Plc
- Share ownership: 1,582
- Independent of company: Yes
- Independent of owners: No



Monika Maurer
(b. 1956)
Board member
German citizen


- Diploma in Physics and Chemistry
- Diploma in Pedagogy
- CEO of Radio Frequency Systems
- Other positions of trust:
 - Vice Chair of the Board of Nokia Shanghai Bell, Co. Ltd and Board member of Atos SE
- Share ownership: 6,535
- Independent of company: Yes
- Independent of owners: Yes



Annika Paasikivi
(b. 1975)
Board member
Finnish citizen

- B.A., M.Sc. (Global Politics)
- President & CEO of Oras Invest Oyj
- Other positions of trust:
 - Vice Chair of the Board of Kemira Oyj, Board member of Georg Fischer Ltd and Varova Oy
- Share ownership: 1,449
- Independent of company: Yes
- Independent of owners: No

Executive Team



Pasi Laine
President and CEO
Share ownership: 199,229



Katri Hokkanen
CFO
Share ownership: 9,295



Anu Salonsaari-Posti
SVP, Marketing, Communications,
Sustainability and Corporate Relations
Share ownership: 37,300



Janne Pynnönen
SVP, Operational Development
Share ownership: 1,087



Aki Niemi
Business Line President,
Services
Share ownership: 44,783



Emilia Torttila-Miettinen
Business Line President,
Automation Systems
Share ownership: 2,884



Simo Sääskilahti
Business Line President,
Flow Control
Share ownership: 6,855



Sami Riekkola
Business Line President,
Pulp and Energy
Share ownership: 23,187



Petri Rasinmäki
Business Line President,
Paper
Share ownership: 2,929



Jukka Tiitinen
Area President,
North America
Share ownership: 65,040



Celso Tacla
Area President,
South America
Share ownership: 78,512



Tero Kokko
Area President,
EMEA
Share ownership: 4,104



Xiangdong Zhu
Area President,
China
Share ownership: 38,079



Petri Paukkunen
Area President,
Asia Pacific
Share ownership: 15,986

Remuneration of the President and CEO

- The remuneration of the President and CEO is comprised of
 - fixed base salary (monthly base salary and customary fringe benefits¹⁾)
 - short-term and long-term incentives, and
 - pension benefits and customary insurances
- In 2023, the President and CEO's monthly fixed compensation was EUR 63,293 and the fixed annual salary EUR 797,490 (incl. taxable benefits¹⁾)
- The maximum relative proportion of the variable pay elements is 2–3 times the fixed salary
 - The maximum short-term incentive cannot exceed 100–150% of fixed salary, and the maximum long-term incentive cannot exceed 150–200% of fixed salary at grant.
- The President and CEO is recommended to own and hold Company shares equaling to the CEO's gross annual base salary (100 percent ownership recommendation)
 - Current ownership ca. EUR 5.0 million (calculated with EUR 25.00 share price)
- The additional pension plan is 20% of the annual base salary
- Severance pay (if the Company terminates the agreement) equals a six month notice period plus severance pay corresponding to the last total monthly salary multiplied by 18

1) Such as a car and a mobile phone in accordance with local legislation and market practice.

Remuneration of the Executive Team

- The remuneration of the Executive Team members comprises
 - fixed base salary (incl. monthly salary and taxable benefits¹)
 - short-term and long-term incentives, and
 - a supplementary pension plan
- Additional pension benefit in the form of a defined contribution pension plan equaling 15–20% of base salary depending on role
- Notice period is six months for both parties. If the company terminates the agreement, there is an additional severance pay equaling six times the last total monthly salary

¹) Such as a company car and a phone allowance, according to the local legislation and market practice.

Current Performance Share Plans and Deferred Share Plans

| | LTI plan 2022–2024 | | LTI plan 2023–2025 | | LTI plan 2024–2026 | |
|-------------------------------------|--|--|--|---|--|---|
| Plan name | PSP and DSP | PSP | PSP and DSP | PSP | DSP | PSP |
| Performance period | 2022 (1 year) | 2022–2024 (3 years) | 2023 (1 year) | 2023–2025 (3 years) | 2024 | 2024, 2024–2026 |
| Incentive based on | <ul style="list-style-type: none"> Comparable EBITA margin (50%) Orders received growth in the stable business (50%) | ESG Index, targets linked to implementing Valmet's Climate Program and Sustainability Agenda | <ul style="list-style-type: none"> Comparable EBITA margin (50%) Orders received growth in the stable business (50%) | Development of a valuation multiple of Valmet's share in comparison to peer group | Comparable EBITA as a percentage of net sales, and orders received growth of the stable business | <ul style="list-style-type: none"> Development of a valuation multiple of Valmet's share in comparison to peer group Comparable EBITA as a percentage of net sales, and orders received growth of the stable business |
| Reward payment | In spring 2023 | In spring 2025 | In spring 2024 | In spring 2026 | In spring 2025 | In spring 2027 |
| Restriction period | Until spring 2025 | | Until spring 2026 | | Until spring 2027 | |
| Participants in PSP | 14 | 11 | 15 | 13 | | 14 |
| Participants in DSP | 121 | | 128 | | 192 | |
| Total gross number of shares earned | Approximately 185,000 | Approximately 29,000 | Approximately 365,000 shares | Approximately 47,000 shares | As at March 31, 2024, a total of approximately 359,000 shares were allotted to participants. | As at March 31, 2024, a total of approximately 235,000 shares were allotted to participants. |

